



2019 Landfill Depletion Model

**Forecast of Waste Generation &
Landfill Depletion: 2019 - 2074**

**Solid Waste Authority of
Palm Beach County**
7501 North Jog Road
West Palm Beach, FL 33412
(561) 640-4000
www.swa.org

December 2018

2019 LANDFILL DEPLETION MODEL

TABLE OF CONTENTS

1.0 Introduction	1
1.1 Purpose	1
1.2 Disclaimer	1
1.3 Model Description	1
1.4 Prior Results	1
2.0 Landfill Depletion Model Assumptions	3
2.1 Population	3
2.2 Waste Generation	3
2.3 Waste Disposal	7
2.4 Unforeseen Events	7
2.5 Recycling Rates	8
2.6 Compacted Densities	8
2.7 Cover Material	10
2.8 Available Landfill Volumes	10
2.9 Renewable Energy Facility #1	10
2.10 Renewable Energy Facility #2	11
3.0 Model Results	12
3.1 Summary of Results	12
3.2 Sensitivity Analysis	12
4.0 Summary and Conclusions	13
Appendix A: Landfill Depletion Model Output	15
Appendix B: Historical Incoming Solid Waste Tonnage	28

Produced By:
Nathan P. Mayer, P.E.
Director of Land Management Services
Solid Waste Authority of Palm Beach County
nmayer@swa.org

2019 LANDFILL DEPLETION MODEL

1.0 INTRODUCTION

1.1 PURPOSE

The Solid Waste Authority of Palm Beach County (SWA) is the agency responsible for managing the solid waste disposal and recycling programs for Palm Beach County, Florida. The Authority's integrated solid waste management system includes a landfill, a 2,000 ton per day waste-to-energy ("REF #1") facility, a 3,000 ton per day mass burn waste-to-energy plant (REF #2), a recovered materials processing facility, a biosolids pelletization facility, a vegetative waste processing operation, household hazardous collection facilities and six transfer stations.

SWA's integrated solid waste management system is designed to minimize the reliance on landfilling in an environmentally responsible and cost effective manner. While SWA's combustion, recycling and recovery efforts have and will continue to significantly extend the life of the landfill, it is unreasonable to expect, given current technology, that landfill disposal can be completely avoided. Landfills, unlike other forms of infrastructure, are a depletable resource. The purpose of the Landfill Depletion Model is to forecast the estimated life of SWA's landfill in order to assist facilities planning decisions and to assess the impact of alternatives on landfill life. As a planning tool, the model is useful in identifying the point or points in time at which a decision is required in order to ensure the availability of disposal capacity.

1.2 DISCLAIMER

As with any forecast, this analysis relies on historical data to project future results. The assumptions utilized in the model are fair and reasonable in SWA's view, based on current information; however, certain key drivers, in particular per capita waste generation rates and population growth, are subject to significant variability, and as a result certain expectations may not materialize and future results will inevitably vary from these projections.

While this model provides an estimated year of depletion based on a most likely set of assumptions, it is important for the reader not to focus on a specific point in time. This report incorporates a sensitivity analysis and results based upon a range of assumption values.

1.3 MODEL DESCRIPTION

The Landfill Depletion Model considers the dynamic interrelationships between the available processing and disposal options, population projections and population growth rates, per capita generation rates, recycling rates, diversion rates, incineration capacity and reduction effectiveness, landfill compacted densities, and cover material requirements to produce a projected date of landfill depletion. With this date established, and the anticipated lead times known, long term planning decisions can be made.

1.4 PRIOR RESULTS

The landfill depletion model was last updated in December 2017 based on operating data through FY 2017 and the following reports: Florida Population Studies, Bulletin 177, "[Projections of Population by County, 2020-2045, with Estimates for 2016](#)". The model predicted final depletion would occur in 2050 assuming the Class 1 and Class 3 landfills reach capacity at the same time.

Although the model is a long range planning tool, an evaluation of short term performance versus actual results is an important aspect of the annual review in order to identify any short term changes which may impact long term results. *Figure 1* presents projected, actual, and percent variance data for FY 2018:

	Projected	Actual	Variance
Total Solid Waste Generation	1,797,002	1,892,520	-5.3%
Class 1 Generation	1,159,693	1,178,640	-1.6%
Class 3 Generation	637,309	713,880	-12.0%
Total Generation Rate (ppd)	6.88	7.24	-5.2%
Class 1 Generation Rate	4.44	4.51	-1.6%
Class 3 Generation Rate	2.44	2.73	-11.9%
Total Landfilled Tonnage	623,815	673,767	-8.0%
Class 1 Landfilled Tonnage	528,219	552,610	-4.6%
Class 3 Landfilled Tonnage	95,596	121,157	-26.7%
Note:			
(1) Total generation is net of sludge and fill beneficially used.			
(2) Landfilled tonnage is net of recovered and beneficially used materials.			
(3) Per capita generation rates expressed net of fill and sludge.			

Figure 1: Projected vs. Actual

Total generation of MSW and recyclables increased 6.5% from 1,776,685 tons in FY 2017 to 1,892,520 in FY 2018. Class 1 material deliveries increased by 31,784 tons (2.8%) to 1,178,640 tons. This increase was the net result of a relatively strong 19,092 ton (1.8%) increase in garbage and 2,066 ton (2.3%) increase in recyclables.

Class 3 deliveries increased by 84,051 tons (13.3%) and exceeded the projection by 12% due to a 24,354 ton (12.6%) increase in trash, 34,972 ton (34.8%) increase in construction debris, and a 17,966 ton (5.5%) increase in vegetation. FY2018 was yet another historical high for vegetation at 343,979 tons.



2.0 LANDFILL DEPLETION MODEL ASSUMPTIONS

2.1 POPULATION

According to the University of Florida Bureau of Economic and Business Research population projections, as published in Florida Population Studies Bulletin 180, "[Projections of Population by County, 2020-2045, with Estimates for 2017](#)", the population of Palm Beach County is anticipated to increase from an estimated 1,433,417 people in 2018 to 1,809,800 people in 2045. This represents an average annual growth rate of approximately 0.86% from 2018 to 2045. BEBR's medium population estimates for 2020 through 2040 are slightly higher than those projected in 2017.

Tourism being one of Palm Beach County's largest economic contributors, there is an annual surge in population between Thanksgiving and Easter. Due to the difficulty in predicting seasonal population, which fluctuates with general economic conditions and the weather, among other factors, the solid waste generation projections are made using only permanent population. As a result, the per capita generation rates used in the model may not be comparable to those of other jurisdictions.

The Bureau of Economic and Business Research provides no estimate beyond 2045. The population growth rate beyond 2045 is assumed to be equal to the average annual growth rate for the 2040-2045 period of 0.56%.

University of Florida BEBR Population Projection					
Year	2018 #	2017 #	2016 #	2015 #	2014 #
2020	1,473,000	1,465,900	1,472,600	1,463,900	1,459,500
2025	1,559,600	1,550,600	1,554,900	1,543,200	1,536,600
2030	1,636,400	1,619,100	1,624,000	1,615,100	1,605,700
2035	1,703,700	1,679,700	1,684,400	1,678,700	1,660,700
2040	1,760,000	1,735,100	1,738,100	1,736,500	1,715,300

Figure 2: BEBR Medium Population Projections

2.2 WASTE GENERATION

Two per capita generation rates are utilized in the model: one for Class 1 material (garbage and special wastes) and one for Class 3 material (trash and building debris). In order to calculate the per capita generation rates, SWA's incoming waste tonnages for the preceding years are reviewed in an effort to identify any trends. The data source is SWA scale reports.

The per capita generation rates used in the model reflect only the material SWA receives or reasonably expects to receive. Considerable quantities of material, primarily heavy construction and demolition debris, clean vegetation, and recyclables, are delivered to private recyclers permitted by SWA. Material that is currently delivered to private recyclers is assumed to continue to be delivered to private recyclers. *Figure 3* depicts ten years of incoming material in tons by material type.



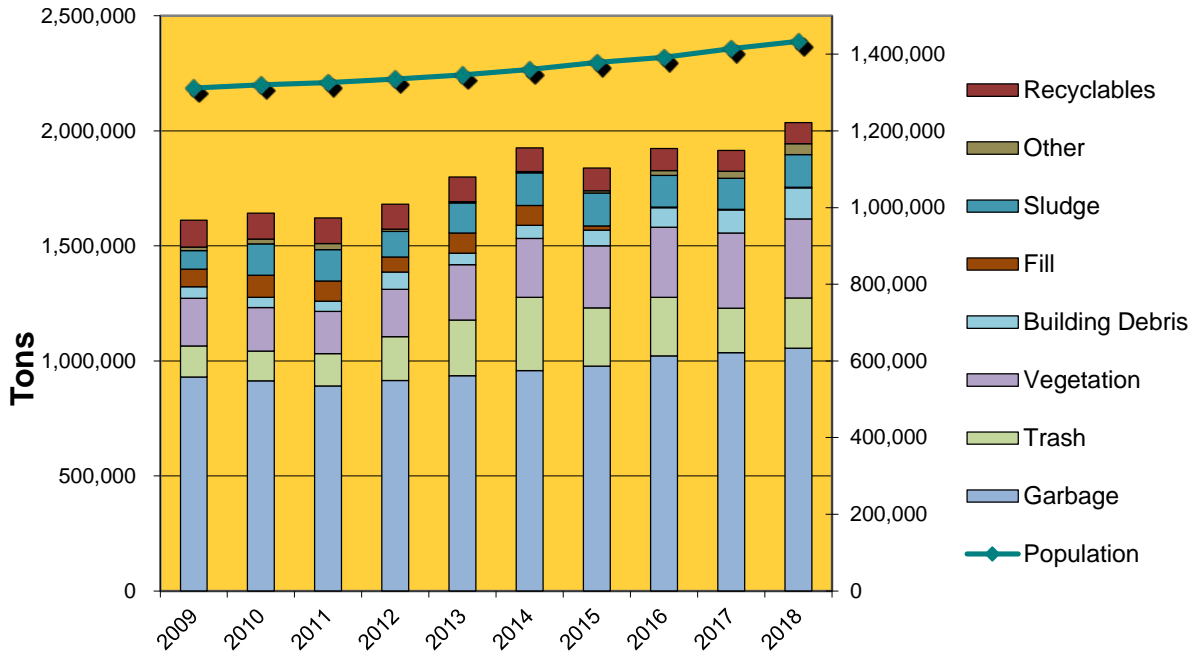


Figure 3: Historical Waste Tonnage

Figure 4 depicts ten years of per capita generation as measured by SWA's scales. The per capita generation rate increased from 6.88 pounds per person per day ("PPD") in FY 2017 to 7.23 PPD in FY 2018. Increases were experienced in trash (0.75 to 0.83), vegetation (1.26 to 1.31) and building debris (0.39 to 0.52).

The Class 1 generation rate, which includes garbage, recyclables, direct landfill, and other special wastes, increased to 4.51 PPD. The Class 3 generation rate, which includes trash, building debris, vegetation, and tires, increased from 2.44 to 2.73 PPD, reflecting increased deliveries of vegetation, building debris, and trash. Combining the Class 1 and Class 3 generation rates presented above, the total per capita generation rate increased from 6.88 to 7.23 PPD. Note that these rates do not include sludge, which is mostly pelletized and has no significant impact on landfill life, or restricted use fill, which is recycled as road base material and landfill cover.

In the model, incoming MSW and recyclables are grouped into four major categories, Class 1, Class 3, sludge, and fill of which sludge and fill are not considered in the model because of alternative disposal and use options. The values for the Class 1 and Class 3 categories for the last ten years are shown in Figure 5 below.



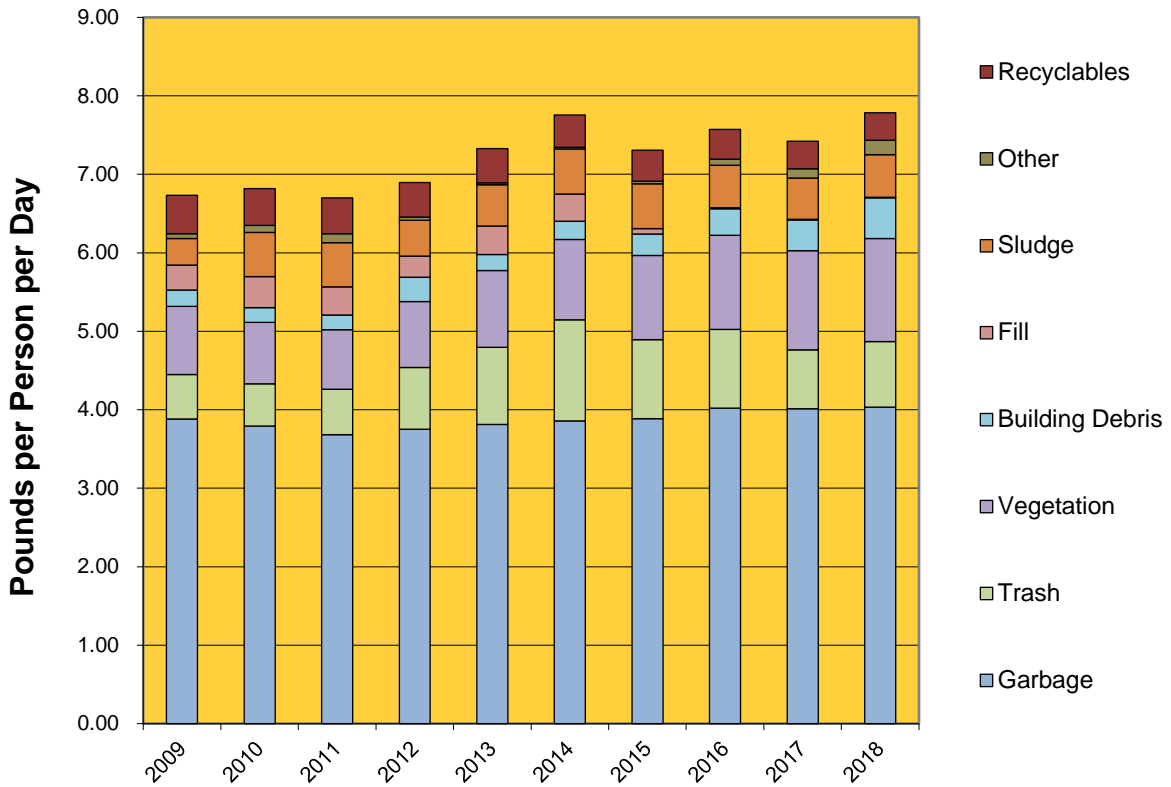


Figure 4: Historical Per Capita Generation

Fiscal Year	Class 1 Material	Class 3 Material	Total	Vegetation
2008/2009	4.43	1.65	6.08	0.87
2009/2010	4.34	1.52	5.86	0.79
2010/2011	4.25	1.53	5.78	0.76
2011/2012	4.23	1.94	6.17	0.84
2012/2013	4.26	2.17	6.44	0.98
2013/2014	4.29	2.55	6.84	1.03
2014/2015	4.29	2.37	6.67	1.07
2015/2016	4.43	2.59	7.02	1.20
2016/2017	4.44	2.44	6.88	1.26
2017/2018	4.51	2.73	7.23	1.31

Figure 5: Class 1 and Class 3 Per Capita Generation Rates



Figure 6 provides a more detailed presentation of the components that make up the per capita generation rates used in the model.

	2010/2011	2011/2012	2012/2013	2013/2014	2014/2015	2015/2016	2016/2017	2017/2018
Population	1,325,758	1,335,415	1,345,652	1,360,238	1,378,417	1,391,741	1,414,144	1,433,417
Tonnage	1,621,011	1,680,920	1,799,180	1,925,709	1,837,891	1,923,278	1,915,127	2,036,559
Garbage	891,310	914,300	935,881	957,882	977,125	1,021,554	1,035,992	1,055,084
Trash	140,123	191,547	241,689	319,198	253,430	255,002	193,762	218,117
Vegetative	183,429	205,494	240,391	254,776	270,133	304,507	326,014	343,979
CD	45,213	74,601	50,590	57,640	68,505	85,464	100,480	135,452
Sludge	136,181	111,686	130,038	142,404	143,129	137,448	136,027	141,522
Clean Fill	87,097	65,886	88,278	86,231	17,861	2,915	2,415	2,517
Tires	1,630	915	1,286	1,131	4,615	14,002	9,573	16,332
Miscellaneous	25,905	8,597	4,719	4,333	4,477	6,589	20,574	31,200
Subtotal MSW Tons	1,510,888	1,573,026	1,692,872	1,823,595	1,739,275	1,827,480	1,824,836	1,944,203
Recyclables Tons	110,123	107,894	106,308	102,114	98,616	95,798	90,291	92,356
Total MSW Tons	1,621,011	1,680,920	1,799,180	1,925,709	1,837,891	1,923,278	1,915,127	2,036,559
Garbage	3.68	3.75	3.81	3.86	3.88	4.02	4.01	4.03
Trash	0.58	0.79	0.98	1.29	1.01	1.00	0.75	0.83
Vegetative	0.76	0.84	0.98	1.03	1.07	1.20	1.26	1.31
CD	0.19	0.31	0.21	0.23	0.27	0.34	0.39	0.52
Sludge	0.56	0.46	0.53	0.57	0.57	0.54	0.53	0.54
Clean Fill	0.36	0.27	0.36	0.35	0.07	0.01	0.01	0.01
Tires	0.01	0.00	0.01	0.00	0.02	0.06	0.04	0.06
Miscellaneous	0.11	0.04	0.02	0.02	0.02	0.03	0.08	0.12
Subtotal MSW (PPD)	6.24	6.45	6.89	7.35	6.91	7.20	7.07	7.43
Recyclables (PPD)	0.46	0.44	0.43	0.41	0.39	0.38	0.35	0.35
Total MSW (PPD)	6.70	6.90	7.33	7.76	7.31	7.57	7.42	7.79
Major Categories (pounds per person per day)								
Class 1	4.25	4.23	4.26	4.29	4.29	4.43	4.44	4.51
Class 3	1.53	1.94	2.17	2.55	2.37	2.59	2.44	2.73
Sludge	0.56	0.46	0.53	0.57	0.57	0.54	0.53	0.54
Fill	0.36	0.27	0.36	0.35	0.07	0.01	0.01	0.01
Class 1 and Class 3	5.78	6.17	6.44	6.84	6.67	7.02	6.88	7.23

Figure 6: Detailed Per Capita Generation Rate Calculation

Class 3 Generation

The Class 3 waste stream can be viewed as two components, vegetative and non-vegetative waste. For non-vegetative waste, the average generation rate for each of the past ten years in chronological order was as follows: 0.78, 0.73, 0.77, 1.10, 1.19, 1.52, 1.30, 1.40, 1.18, and 1.41 PPD, and averaged 1.14 PPD. It must be noted that CD recyclers are not required to deliver this material to SWA and there is no guarantee that these deliveries will continue at this level. Vegetation, while largely recycled, is a significant component of the Class 3 waste stream, but is subject to a competitive marketplace. Deliveries of vegetation to SWA increased above the 1.26 PPD record set last year (previous records were 1.20 PPD set in FY 2016 and



1.14 PPD set in FY 2005, which were both affected by hurricanes). The increase to 1.31 PPD in FY 2018 places these deliveries at another historical high. Vegetation is currently burned to produce energy at the Authority's 3,000 ton per day mass burn waste-to-energy plant (REF #2). The model assumes that this will continue until there is enough waste and residuals remaining after REF #1. SWA is currently in the process of procuring contracts to manage excess vegetation, beyond what REF #2 can process, offsite for beneficial reuse.

The per capita generation rate is established at the current rate for non-vegetative waste of 1.41 PPD, and the FY2018 rate for vegetative waste of 1.31 PPD, for a total of 2.73 PPD. In the model, this rate is escalated at 1% per year up to 2.80 PPD.

Class 1 Generation

The Class 1 generation rate increased from 4.44 PPD in FY 2017 to 4.51 PPD in FY 2018. Historic waste and population data demonstrates a 1% annual increase in per capita generation from FY 1992 through 2003, the year before the hurricanes. Data also indicates that Class 1 generation is highly correlated to employment; therefore, it is reasonable to conclude that the recent increases coincide with and are the result of improved economic conditions.

For this reason, a continuing increase in garbage generation is forecast for FY 2019 and beyond. For FY 2019, the Authority assumes Class 1 generation will equal 4.51 PPD. For 2020 on, the model assumes 1% annual growth up to the historical high experienced in FY 2006 of 5.54 pounds per person per day.

The model incorporates a sensitivity analysis to reflect the uncertainty in the assumptions and to accommodate alternative points of view. Readers are urged to view the sensitivity analysis and focus on the range, rather than one point.

2.3 WASTE DISPOSAL

Over the past 4 years since REF #2 became operational, 64%, 69%, 84%, and 82% of all Class 3 material (excluding vegetation) has been combusted at REF #2 in FY15 through FY18, respectively. The model assumes that 75% of Class 3 material (excluding vegetation) is combustible and will be delivered to REF #2. The remaining 25% will be disposed of in the Class 3 landfill. Vegetation is currently burned to produce energy in REF #2, and the model assumes that this will continue until there is enough garbage and trash to exceed the capacity at REF #1 and REF #2. Additional garbage and trash will then be landfilled in the Class 1 landfill; vegetation will then be managed offsite. As discussed previously, SWA is currently procuring contracts to manage excess vegetation, beyond what REF #2 can process, offsite for beneficial reuse.

2.4 UNFORESEEN EVENTS

The waste generation rates used in the model do not include an allowance for increased depletion resulting from the landfilling of storm debris from a hurricane or other natural disaster. For Category 1 and Category 2 storms, and through the effective use of temporary debris management sites SWA is able to manage the post-disaster cleanup and dispose of storm debris with limited impact on landfill capacity. SWA's ability to accomplish this has been demonstrated following Hurricanes Irene, Frances, Jeanne, Wilma, Matthew, and Irma. Whether this can be accomplished following a more powerful storm is uncertain. Additionally, the model assumes that the Resource Recovery Facilities will be operating without any catastrophic outages, other than scheduled maintenance and minor outages, that would result in more than 5% downtime over the life of the plant.



2.5 RECYCLING RATES

Waste generation is adjusted to account for recycling and waste reduction activities. During FY 2019 92,356 tons of recyclables were delivered to the Authority, a 2.3% increase relative to FY 2017. The per capita generation of recyclables stayed constant at 0.35 PPD. Dividing the per capita generation rate for recyclables by the per capita generation rate of Class 1 material produces a reduction rate of 7.8%, down from the 7.9% rate for FY 2017.

The market for recyclables is a competitive market. Authority data points to a 2,200 ton increase in commercial fiber, a commodity for which the recycling rate is very high. This is likely due to the Chinese solid waste import ban, pushing material from commercial recyclers to the Authority. Container recycling remains strong. The Class 1 recycling rate was maintained at 8% of Class 1 material with no growth anticipated.

For Class 3 material, the most significant recycling activity involves clean vegetation. The Authority also began operating an expansion of the existing Customer Convenience Drop-Off Facility (CCDC) in May 2018, with the intent of intercepting more direct loads of Class 3 material and delivering the material to REF #2. This includes vegetation, ferrous metal, cardboard, tires, trash, and construction debris. Summing the inbound tons of vegetative waste and these recovered materials and dividing by the 713,880 tons of Class 3 material delivered results in a diversion rate of approximately 51%. Previous years were 45%, 46%, and 52% in FY2015, FY2016, and FY2017, respectively. The Class 3 diversion rate is projected at 50% of Class 3 material in the model, with no additional growth anticipated.

2.6 COMPACTED DENSITIES

SWA conducts an annual survey to determine the volume of landfill space consumed. The waste volume in place for the prior year is subtracted from that for the present year to determine the volume depleted during the year. The year-to-date and life-to-date compacted density is then calculated by dividing into the in-place waste tonnage as determined using SWA scale records. As can be seen in *Figure 7* on the following page, the average density over the life of the landfill is 1,896 pounds per cubic yard in the Class 1 landfill and 1,520 pounds per cubic yard in the Class 3 landfill. An error was found in the FY2016 and FY2017 cubic yards depleted in the Class 3 landfill. The revised volumes are shown highlighted in *Figure 7* on the following page.

The average Class I density includes a combination of MSW, ash, and residue. Since SWA began operation of REF #2 in July 2015, the majority of material sent to the Class I landfill has been ash. An ash density of 2,500 pounds per cubic yards was utilized in the model. Uncombusted waste and REF #1 unprocessibles were maintained at 1,200 pounds per cubic yard. Residue from REF #1 was assumed to be equal to the life-to-date average density of the Class I landfill at 1,896 pounds per cubic yard. In 2019, using the densities discussed above for ash, uncombusted waste, unprocessable waste, and residue for the tonnages from the model, an average density of 2,229 pounds per cubic yard is calculated.



Solid Waste Authority of Palm Beach County
Landfill Depletion Model Landfill Density Calculation

Class 1 Annual Landfill Density Estimate

	2013/2014	2014/2015	2015/2016	2016/2017	2017/2018
Direct Haul	278,112	145,409	52,936	60,848	12,506
Transfer	259,819	155,262	13,966	737	20,791
Non-Processible	23,015	15,537	6,552	7,149	2,933
Residue	253,411	215,361	154,827	192,363	193,945
Uncombusted RDF	0	0	0	0	0
Ash	112,848	239,574	381,324	348,050	322,435
Total Tonnage to Landfill Disposal	927,205	771,143	609,605	609,148	552,610
Cubic Yards Depleted	855,316	582,503	143,092	237,209	340,174
Estimated Average Density	2,168	2,648	8,520	5,136	3,249

Class 3 Annual Landfill Density Estimate

	2013/2014	2014/2015	2015/2016	2016/2017	2017/2018
Direct Haul	0	1,259	61,627	102	81,582
Transfer, Residue and Ash	50,383	24,281	40,805	4,884	72,901
Total Tonnage	50,383	25,540	102,433	4,986	154,483
Recovered Fill	0	0	0	0	9,738
Other	0	0	0	0	23,588
Total Recovered Material	0	0	0	0	33,326
Total Tonnage to Landfill Disposal	50,383	25,540	102,433	4,986	121,157
Cubic Yards Depleted	(31,894)	(28,784)	29,953	67,963	102,585
Estimated Average Density	(3,159)	(1,775)	6,840	147	2,362

Life to Date Average Landfill Density Estimate

	Class 1		Class 3	
	Annual	Cumulative	Annual	Cumulative
Tons Disposed 10/01/13 - 9/30/14	927,205	13,526,959	50,383	4,524,316
Tons Disposed 10/01/14 - 9/30/15	771,143	14,298,102	25,540	4,549,856
Tons Disposed 10/01/15 - 9/30/16	609,605	14,907,708	102,433	4,652,289
Tons Disposed 10/01/16 - 9/30/17	609,148	15,516,855	4,986	4,657,275
Tons Disposed 10/01/17 - 9/30/18	552,610	16,069,465	121,157	4,778,432
Cubic Yards Depleted at 9/30/14		15,645,897		6,116,769
Estimated Average Density to 9/30/14		1,729		1,479
Cubic Yards Depleted at 9/30/15		16,228,400		6,087,985
Estimated Average Density to 9/30/15		1,762		1,495
Cubic Yards Depleted at 9/30/16		16,371,492		6,117,938
Estimated Average Density to 9/30/16		1,821		1,521
Cubic Yards Depleted at 9/30/17		16,608,701		6,185,901
Estimated Average Density to 9/30/17		1,869		1,506
Cubic Yards Depleted at 9/30/18		16,948,875		6,288,486
Estimated Average Density to 9/30/18		1,896		1,520

Figure 7: Compacted Density



2.7 COVER MATERIAL

Because daily cover is included in the annual volume used in the density calculation, it is not addressed in the model. Final cover consuming landfill volume is assumed to be 5% of the total landfill volume. This reflects the fill volume estimates from the closure of the first six cells of the Class 1 landfill. The estimated volume consumed by final cover is accounted for by reducing the available landfill capacity by 5%.

2.8 AVAILABLE LANDFILL VOLUMES

The available landfill volume was estimated to be 50,636,042 cubic yards prior to settlement. This estimate assumes landfilling to 167 feet NGVD, 7 feet above the permitted height of 160 feet NGVD. Class I landfill Cells 1-6 were assumed to be closed and at capacity. Because the Landfill Depletion Model uses post-settlement compacted densities, the volume above 160 feet NGVD, estimated to be 300,000 cubic yards, has been deducted for the purpose of the model. Additionally, in FY2017 the Authority commenced opening the top area of Class I Cells 5 and 6. This volume was estimated to be more than 100,000 cubic yards of additional airspace. Therefore, the total estimated landfill volume is 50,441,305 cubic yards, including the volume available on the top of Class I Cells 5 and 6.

Through September 30, 2018, 16,948,875 cubic yards of Class 1 and 6,288,486 cubic yards of Class 3 landfill capacity have been depleted, for a total of 23,237,361 cubic yards. Utilizing the total estimated landfill volume and the volume depleted to date, the model estimates 24,337,964 cubic yards of Class 1 and 343,915 cubic yards of Class 3 waste capacity remain, for a total of 24,681,879 cubic yards.

2.9 RENEWABLE ENERGY FACILITY #1

Historically, Renewable Energy Facility #1 (REF #1) has processed in excess of 800,000 tons of processible waste per year. The Amended and Restated Operation and Maintenance Agreement with the plant operator includes a base contract quantity and annual throughput guarantee of 795,000 tons. Now that REF #2 is online, the assumed throughput is 795,000 tons of processible waste per year. Once REF #2 reaches capacity, the throughput is assumed to equal 817,000 tons, reflecting an assumed maximum throughput of 860,000 tons and 5% downtime for unscheduled outages.

Residuals include unprocessable waste (removed on the tipping floor), process residue (unders removed during RDF processing), and ash. The five year average for unprocessable waste, process residue and ash are 2.7%, 26.7% and 14.6%, respectively. In FY2016, improvements were made to the trommel screens at REF #1 to reduce the amount of residue generated. Based on operating data from FY2016 through FY2018, process residue was reduced to an average of 23.7%. The model assumes that process residue will be 23.7% by weight of processible waste to reflect these improvements. All process residue is delivered to the Class 1 landfill.

Ash from REF #1 has increased since the trommel improvements in FY2016. Based on data from FY2016 through FY2018 ash increased to an average of 15.7%. The model assumes that ash will be 15.7% by weight of processible waste. The contract guarantee of residue and ash is 40%, and REF #1 still maintains levels below this with the trommel screen modifications.

Historically, unprocessable waste was assumed to equal 2.7% in the model. Since REF #2 began operation, much of the unprocessable waste from REF #1 has been processed at REF #2. In FY2016 and FY2017, less than 33% of the unprocessable waste generated at REF #1 was delivered to the Class I landfill; the rest was processed at REF #2. In FY2018, less than 20% of the unprocessable waste generated at REF #1 was delivered to the Class I landfill. To be conservative, the model assumes that 33% of the unprocessable waste from REF #1, assumed to equal 2.7%, will be landfilled. The remaining waste will be processed at REF #2.



2.10 RENEWABLE ENERGY FACILITY #2

In July 2015, SWA completed construction and began operation of the 3,000 ton per day mass burn waste-to-energy plant (REF #2). The annual maximum throughput is 1,000,000 tons. The waste stream includes all combustible waste in excess of the contractual guarantee for REF #1, vegetative waste, and combustible Class 3 waste (estimated at 75%) recovered from the trash and building debris loads destined for the landfill. As discussed above, the model also assumes that 67% of the nonprocessable waste from REF #1 will be processed at REF #2. Based on data from July 2015 to present, ash was 30.0%, 29.5%, 23.2%, and 24.5% by weight of waste processed for FY2015 through FY2018, respectively. Using data from the complete processing period for REF #2, ash was 26.0% by weight of waste processed. 26% is utilized in the model for future projections.



3.0 MODEL RESULTS

3.1 SUMMARY OF RESULTS

The results of the landfill depletion model are presented in *Figure 8* below. Results are provided for the medium and high population projections provided by BEBR. The Authority bases its planning on the medium projection. The landfill depletion model results are included in Appendix A of the Report for further inspection.

Scenario	BEBR Medium	BEBR High
Class 1 Landfill	2049	2043
Class 3 Landfill	2021	2021
REF #2 – Tons Delivered in 2018 <i>Assuming 795,000 tons delivered to REF #1</i>	916,907	957,511

Figure 8: Model Results

3.2 SENSITIVITY ANALYSIS

The above results are based upon a set of assumptions that represents a reasonable best guess. As with any model, these assumptions are based upon current circumstances and information. Some assumptions will inevitably vary; therefore, the actual results will deviate from the projections. In order to ascertain the potential magnitude of these deviations, the model has been run based on two alternative scenarios: 1) Zero growth in the per capita generation rates from the 2019 rates, and 2) Assuming that vegetative waste will be landfilled once REF #2 reaches capacity. The results are presented in *Figure 9*.

Scenario	BEBR Medium	BEBR High
Base Case	2049	2043
Per Capita Growth Rate 0%	2054	2048
Vegetative waste landfilled once REF #2 reaches capacity	2040	2037

Figure 9: Sensitivity Analysis Results

The analysis indicates that there is a high likelihood the landfill will be fully depleted during the time period ranging from 2037 to 2054. This exercise was undertaken to demonstrate how the estimate can vary given the realization of extreme values of the key assumptions. The earliest predicted depletion date is 2037, which is five years beyond the final maturity of SWA's outstanding bonds. SWA currently owns a 1,600 acre site that is the planned future replacement for the existing landfill. SWA is also evaluating alternative landfill sites that may also be suitable.



4.0 SUMMARY AND CONCLUSIONS

The landfill depletion model forecasts the estimated life of SWA's landfill in order to assist facilities planning decisions and assess the impact of alternatives on landfill life. *Figures 10 and 11* provide the reconciliation of waste delivered and processed, respectively. Given current information and expectations of future events, the **2019 Landfill Depletion Model** predicts that SWA's 334 acre landfill, containing an estimated 50,441,305 cubic yards of airspace with 24,681,879 cubic yards remaining will be fully depleted in 2049. As with any forecast, the results are subject to uncertainty. Should actual performance deviate from the assumptions adopted herein, results will vary. As this analysis is performed annually, any events that could potentially impact the life of the landfill will be identified long before depletion and afford SWA the opportunity to plan accordingly.

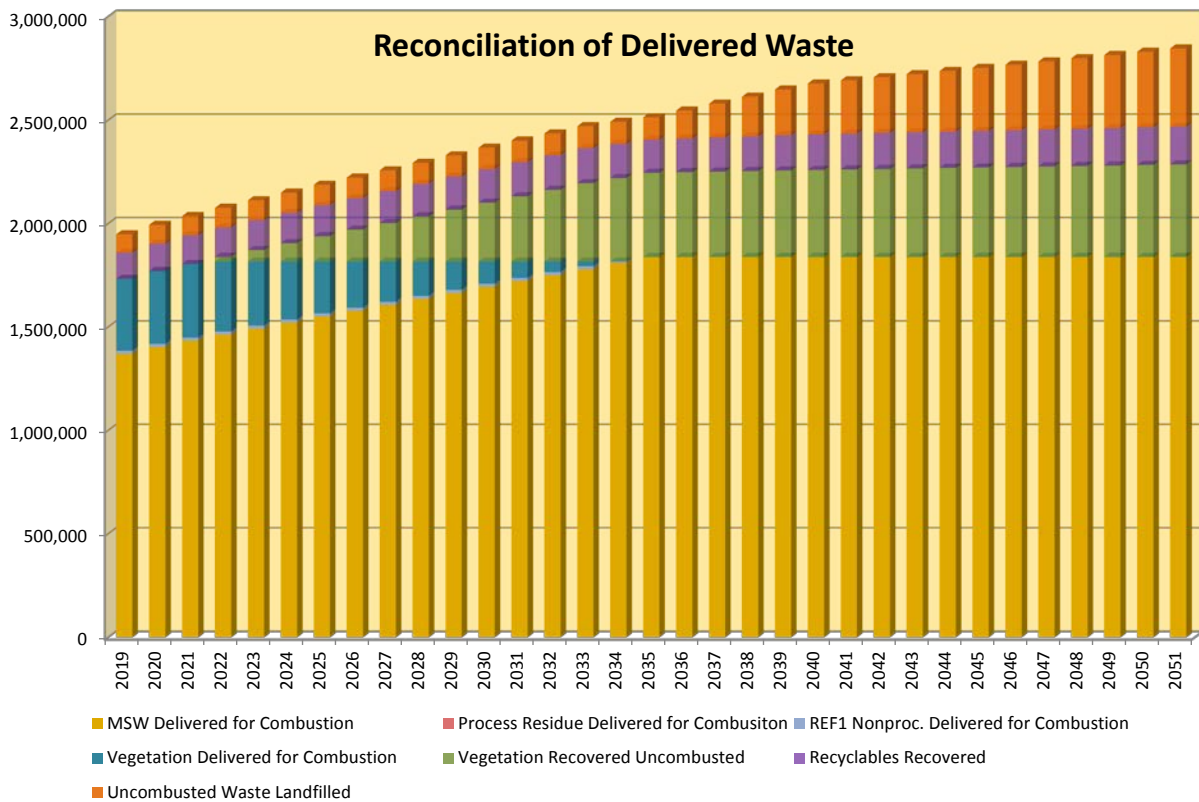


Figure 10: Reconciliation of Delivered Waste



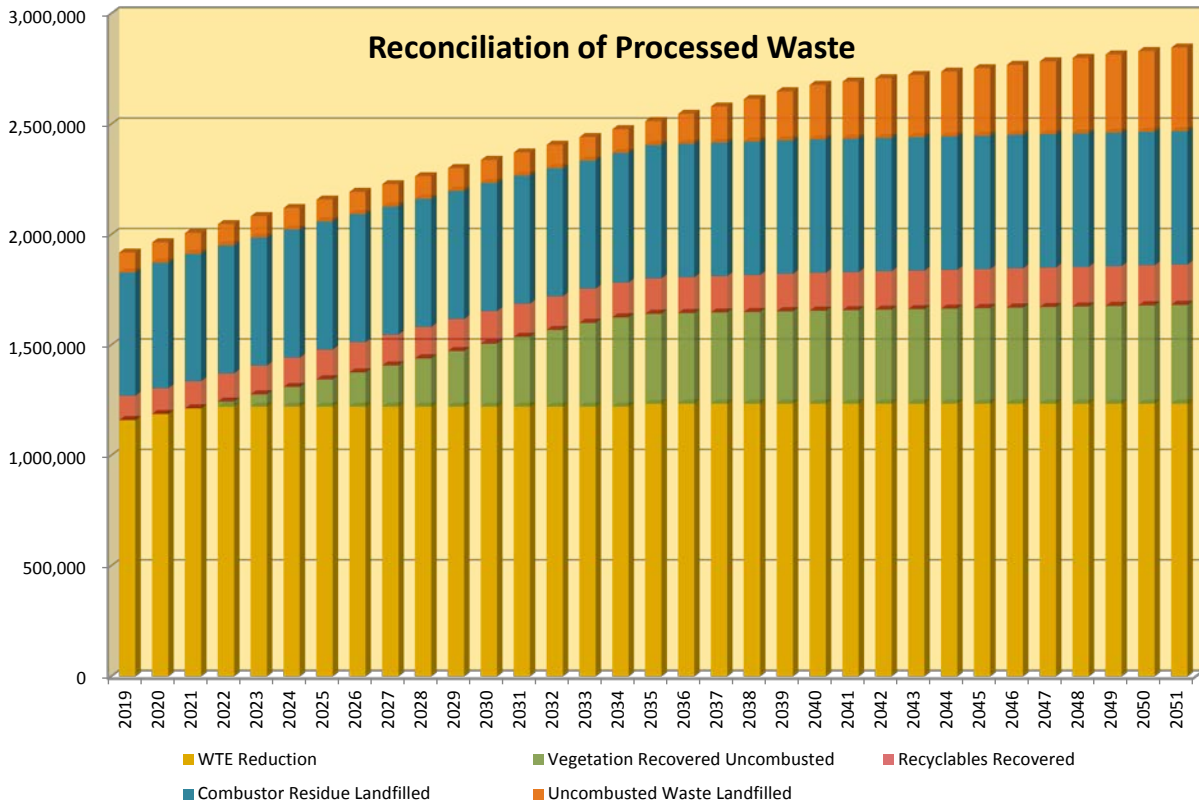


Figure 11: Reconciliation of Processed Waste



APPENDIX A LANDFILL DEPLETION MODEL OUTPUT

Base Case: BEBR Medium Population Projection

Table 1: Estimated Class 1 Waste Generation, Landfill Depletion and Renewable Energy Facility Throughput.	16
Table 2: Estimated Class 3 Waste Generation and Landfill Depletion & Balanced Landfill Depletion	17

Faster Growth: BEBR High Population Projection

Table 1: Estimated Class 1 Waste Generation, Landfill Depletion and Renewable Energy Facility Throughput.	18
Table 2: Estimated Class 3 Waste Generation and Landfill Depletion & Balanced Landfill Depletion	19

0% Growth in Per Capita Generation: BEBR Med Population Projection

Table 1: Estimated Class 1 Waste Generation, Landfill Depletion and Renewable Energy Facility Throughput.	20
Table 2: Estimated Class 3 Waste Generation and Landfill Depletion & Balanced Landfill Depletion	21

0% Growth in Per Capita Generation: BEBR High Population Projection

Table 1: Estimated Class 1 Waste Generation, Landfill Depletion and Renewable Energy Facility Throughput.	22
Table 2: Estimated Class 3 Waste Generation and Landfill Depletion & Balanced Landfill Depletion	23

Veg Waste Landfilled Once REF #2 Reaches Capacity: BEBR Med Population Projection

Table 1: Estimated Class 1 Waste Generation, Landfill Depletion and Renewable Energy Facility Throughput.	24
Table 2: Estimated Class 3 Waste Generation and Landfill Depletion & Balanced Landfill Depletion	25

Veg Waste Landfilled Once REF #2 Reaches Capacity: BEBR High Population Projection

Table 1: Estimated Class 1 Waste Generation, Landfill Depletion and Renewable Energy Facility Throughput.	26
Table 2: Estimated Class 3 Waste Generation and Landfill Depletion & Balanced Landfill Depletion	27



**Solid Waste Authority of Palm Beach County
Landfill Depletion Model
Table 1: Estimated Class 1 Landfill Depletion**

Class 1 Waste Generation				Palm Beach Renewable Energy Facility No. 1 (RDF)							Palm Beach Renewable Energy Facility No. 2 (Mass Burn)							Class 1 Landfill Consumption							
Fiscal Year	Population	Per Capita Generation	Class 1 Waste Generation	Class 1 Recycled	Class 1 to Disposal	Class 3 Diverted to Class 1	RDF Plant Delivered Waste	RDF Plant Unproc.	RDF Plant Processible Waste	RDF Process Residue	RDF Ash	Uncombursted Waste after REF1	Uncombursted Waste Delivered to Mass Burn	Delivered to Mass Burn	Uncombursted Residue	RDF Unproc. Delivered to Mass Burn	Uncombursted RDF Unproc.	Vegetation Delivered to Mass Burn	Uncombursted Vegetation	Mass Burn Plant Processible	Mass Burn Ash	Uncombursted Waste after REF2	Class 1 Tons Landfilled	Class 1 Volume Consumed	Class 1 Cubic Yards Remaining
Total Estimated Volume to +160 NGVD																									
Volume Depleted Through Fiscal Year 2017/2018																									
Remaining Volume of Class 1 Landfill																									
2019	1,453,074	4.51	1,195,989	95,679	1,100,310	271,484	817,061	22,061	795,000	188,415	124,815	554,733	554,733	0	188,415	14,781	7,280	347,394	0	916,907	238,396	0	558,906	501,452	23,836,512
2020	1,473,000	4.56	1,224,513	97,961	1,126,552	277,959	817,061	22,061	795,000	188,415	124,815	587,451	587,451	0	188,415	14,781	7,280	352,157	0	954,389	248,141	0	568,651	509,248	23,327,264
2021	1,489,936	4.60	1,250,970	100,078	1,150,892	283,965	817,061	22,061	795,000	188,415	124,815	617,797	617,797	0	188,415	14,781	7,280	356,204	0	986,782	257,803	16,427	594,020	543,781	22,783,483
2022	1,507,947	4.65	1,277,999	102,240	1,175,759	288,788	817,061	22,061	795,000	188,415	124,815	647,486	647,486	0	188,415	14,781	7,280	337,733	22,564	1,000,000	260,000	96,263	676,773	679,173	22,104,310
2023	1,524,365	4.69	1,305,611	104,449	1,201,163	292,106	817,061	22,061	795,000	188,415	124,815	676,208	676,208	0	188,415	14,781	7,280	309,011	55,427	1,000,000	260,000	97,369	677,879	681,073	21,423,293
2024	1,541,882	4.74	1,333,821	106,706	1,227,115	295,463	817,061	22,061	795,000	188,415	124,815	705,517	705,517	0	188,415	14,781	7,280	279,702	88,923	1,000,000	260,000	98,488	678,998	682,882	20,740,412
2025	1,559,620	4.79	1,362,839	109,011	1,253,828	298,858	817,061	22,061	795,000	188,415	124,815	735,426	735,426	0	188,415	14,781	7,280	249,794	123,068	1,000,000	260,000	99,588	680,129	684,768	20,055,644
2026	1,574,664	4.84	1,389,561	111,165	1,278,396	301,745	817,061	22,061	795,000	188,415	124,815	763,081	763,081	0	188,415	14,781	7,280	222,139	154,324	1,000,000	260,000	100,582	681,092	686,372	19,369,272
2027	1,589,878	4.88	1,417,014	113,361	1,303,653	304,660	817,061	22,061	795,000	188,415	124,815	791,253	791,253	0	188,415	14,781	7,280	193,967	186,133	1,000,000	260,000	101,553	682,063	687,991	18,681,281
2028	1,605,236	4.93	1,445,010	115,601	1,329,409	307,603	817,061	22,061	795,000	188,415	124,815	819,952	819,952	0	188,415	14,781	7,280	165,268	218,504	1,000,000	260,000	102,534	683,044	689,626	17,991,655
2029	1,620,743	4.98	1,473,588	117,885	1,355,874	310,575	817,061	22,061	795,000	188,415	124,815	849,188	849,188	0	188,415	14,781	7,280	136,031	251,448	1,000,000	260,000	103,525	684,035	691,277	17,300,378
2030	1,636,400	5.03	1,502,671	120,214	1,382,458	313,575	817,061	22,061	795,000	188,415	124,815	878,151	878,151	0	188,415	14,781	7,280	106,247	284,975	1,000,000	260,000	104,525	685,035	692,944	16,607,434
2031	1,649,644	5.08	1,529,981	122,398	1,407,583	316,113	817,061	22,061	795,000	188,415	124,815	906,635	906,635	0	188,415	14,781	7,280	78,584	315,804	1,000,000	260,000	105,571	685,881	694,354	15,913,080
2032	1,662,995	5.13	1,557,787	124,623	1,433,164	318,671	817,061	22,061	795,000	188,415	124,815	934,775	934,775	0	188,415	14,781	7,280	50,444	347,136	1,000,000	260,000	106,224	686,734	695,775	15,217,305
2033	1,676,454	5.18	1,586,099	126,888	1,459,211	321,251	817,061	22,061	795,000	188,415	124,815	963,401	963,401	0	188,415	14,781	7,280	21,818	378,980	1,000,000	260,000	107,084	687,594	697,208	14,520,098
2034	1,690,022	5.24	1,614,925	129,194	1,485,731	323,860	817,061	22,061	795,000	188,415	124,815	992,521	992,521	0	188,415	14,781	7,280	14,582	404,042	1,000,000	260,000	107,950	695,762	710,822	13,809,276
2035	1,703,700	5.29	1,644,275	131,542	1,512,733	326,472	839,205	22,659	816,546	193,521	128,198	1,000,000	1,000,000	(0)	193,521	(0)	22,659	0	407,312	1,000,000	260,000	108,824	713,202	733,832	13,075,444
2036	1,717,814	5.34	1,671,552	133,724	1,537,828	328,601	839,671	22,671	817,000	193,629	128,269	1,000,000	1,000,000	0	193,629	0	22,671	0	409,967	1,000,000	260,000	109,699	740,860	779,803	12,295,641
2037	1,732,001	5.39	1,699,281	135,942	1,563,338	330,745	839,671	22,671	817,000	193,629	128,269	1,054,412	1,000,000	0	193,629	0	22,671	0	412,644	1,000,000	260,000	110,624	769,229	827,084	11,468,557
2038	1,746,459	5.44	1,727,469	138,198	1,589,261	332,902	839,671	22,671	817,000	193,629	128,269	1,082,503	1,000,000	0	193,629	0	22,671	0	415,335	1,000,000	260,000	111,611	798,040	875,102	10,693,454
2039	1,748,593	5.48	1,748,593	140,490	1,615,436	335,074	839,671	22,671	817,000	193,629	128,269	1,111,039	1,000,000	0	193,629	0	22,671	0	418,045	1,000,000	260,000	112,270	827,299	923,867	9,669,588
2040	1,760,000	5.54	1,779,448	142,356	1,637,092	337,260	839,671	22,671	817,000	193,629	128,269	1,134,681	1,000,000	0	193,629	0	22,671	0	420,772	1,000,000	260,000	112,911	851,670	964,485	8,705,103
2041	1,769,849	5.54	1,789,406	143,152	1,646,254	339,147	839,671	22,671	817,000	193,629	128,269	1,145,730	1,000,000	0	193,629	0	22,671	0	423,127	1,000,000	260,000	113,529	863,348	983,948	7,721,154
2042	1,779,420	5.54	1,799,420	143,954	1,655,466	341,045	839,671	22,671	817,000	193,629	128,269	1,156,840	1,000,000	0	193,629	0	22,671	0	425,495	1,000,000	260,000	114,127	875,091	1,003,520	6,717,634
2043	1,789,713	5.54	1,809,489	144,759	1,664,730	342,954	839,671	22,671	817,000	193,629	128,269	1,168,013	1,000,000	0	193,629	0	22,671	0	427,876	1,000,000	260,000	114,706	886,900	1,023,202	5,694,432
2044	1,799,729	5.54	1,819,616	145,569	1,674,046	344,873	839,671	22,671	817,000	193,629	128,269	1,179,248	1,000,000	0	193,629	0	22,671	0	430,270	1,000,000	260,000	115,270	898,775	1,042,993	4,651,439
2045	1,809,800	5.54	1,829,798	146,384	1,683,414	346,803	839,671	22,671	817,000	193,629	128,269	1,190,546	1,000,000	0	193,629	0	22,671	0	432,678	1,000,000	260,000	115,817	910,716	1,062,896	3,588,543
2046	1,819,929	5.54	1,839,999	147,201	1,692,798	348,738	839,671	22,671	817,000	193,629	128,269	1,201,876	1,000,000	0	193,629	0	22,671	0	435,092	1,000,000	260,000	116,332	922,691	1,082,854	2,505,689
2047	1,830,056	5.54	1,850,278	148,022	1,702,256	350,684	839,671	22,671	817,000	193,629	128,269	1,213,229	1,000,000	0	193,629	0	22,671	0	437,521	1,000,000	260,000	116,834	934,733	1,102,923	1,402,766
2048	1,840,248	5.54	1,860,633	148,848	1,711,785	352,641	839,671	22,671	817,000	193,629	128,269	1,224,725	1,000,000	0	193,629	0	22,671	0	439,962	1,000,000	260,000	117,313	946,841	1,123,104	279,662
2049	1,850,538	5.54	1,870,986	149,679	1,721,307	354,609	839,671	22,671	817,000	193,629	128,269	1,236,246	1,000,000	0	193,629	0	22,671	0	442,417	1,000,000	260,000	117,777	959,018	1,143,398	0
2050	1,860,865	5.54	1,881,427	150,514	1,730,913	356,588	839,671	22,671	817,000	193,629	128,269	1,247,830	1,000,000	0	193,629	0	22,671	0	444,886	1,000,000	260,000	118,227	971,262	1,163,805	0
2051	1,871,249	5.54	1,891,927	151,354	1,740,573	358,578	839,671	22,671	817,000	193,629	128,269	1,259,480	1,000,000	0	193,629	0	22,671	0	447,369	1,000,000	260,000	118,664	983,575	1,184,326	0
2052	1,881,692	5.54	1,902,485	152,199	1,750,286	360,579	839,671	22,671	817,000	193,629	128,269	1,271,194	1,000,000	0	193,629	0	22,671	0	449,865	1,000,000	260,000	119,091	995,956	1,204,962	0
2053	1,892,193	5.54	1,913,101	153,048	1,760,053	362,591	839,671	22,671	817,000	193,629	128,269	1,282,974	1,000,000	0	193,629	0	22,671	0	452,376	1,000,000	260,000	119,507	1,008,406	1,225,713	0
2054	1,902,752	5.54	1,923,777	153,902	1,769,875	364,615	839,671	22,671	817,000	193,629	128,269	1,294,819	1,000,000	0	193,629	0	22,671	0	454,900	1,000,000	260,000	120,000	1,020,926	1,246,579	0
2055	1,913,370	5.54	1,934,513	154,761	1,779,752	366,659	839,671	22,671	817,000	193,629	128,269	1,306,731	1,000,000	0	193,629	0	22,671	0	457,439	1,000,000	260,000	120,487	1,033,516	1,267,562	0
2056	1,924,048	5.54	1,945,309	155,625	1,789,684	368,696	839,671	22,671	817,000	193,629	128,269	1,318,709	1,000,000	0	193,629	0	22,671	0	459,992	1,000,000	260,000	120,957	1,046,176	1,288,662	0
2057	1,934,785	5.54	1,956,164</																						

**Solid Waste Authority of Palm Beach County
Landfill Depletion Model
Table 2: Estimated Class 3 Landfill Depletion and Total Landfill Depletion**

Fiscal Year	Population	Per Capita Generation	Class 3 Waste Generation						Class 3 Landfill Consumption				Total Landfill Consumption					
			Class 3 Waste Generation	Class 3 Recycled	Class 3 to Disposal	RDF Unproc.	RDF Ash and Residue	Class 3 Non-Burnable	Class 3 Diverted to REF2	Class 3 Tons Landfilled	Class 3 Volume Landfilled	Class 3 Volume Remaining	Total Volume Landfilled	Cumulative Class 1 Volume Depleted	Cumulative Class 3 Volume Depleted	Cumulative Volume Depleted	Landfill Volume Remaining	
Total Estimated Volume to +160 NGVD											6,632,401				47,919,240			
Volume Depleted Through Fiscal Year 2017/2018											6,288,486				23,237,361			
Remaining Volume of Class 3 and Total Landfill											343,915				24,681,879			
2019	1,453,074	2.73	723,958	361,979	361,979	0	0	90,495	271,484	90,495	119,072	224,843	620,524	17,450,327	6,407,558	23,857,885	24,061,355	
2020	1,473,000	2.76	741,224	370,612	370,612	0	0	92,653	277,959	92,653	121,912	102,931	631,160	17,999,575	6,529,470	24,489,045	23,430,195	
2021	1,489,926	2.78	757,229	378,620	378,620	0	0	94,650	283,965	94,650	127,220	102,931	646,712	18,500,356	6,632,401	25,132,757	22,783,483	
2022	1,507,047	2.80	770,101	385,051	385,051	0	0	96,263	288,788	96,263	0	0	679,173	19,182,529	6,632,401	25,814,930	22,104,310	
2023	1,524,365	2.80	778,951	389,475	389,475	0	0	97,369	292,106	97,369	0	0	681,017	19,863,546	6,632,401	26,495,947	21,423,293	
2024	1,541,882	2.80	787,902	393,951	393,951	0	0	98,488	295,463	98,488	0	0	682,882	20,546,427	6,632,401	27,178,828	20,740,412	
2025	1,559,600	2.80	796,956	398,478	398,478	0	0	99,619	298,808	99,619	0	0	684,768	21,231,195	6,632,401	27,863,596	20,055,644	
2026	1,574,666	2.80	804,654	402,327	402,327	0	0	100,582	301,745	100,582	0	0	686,372	21,917,567	6,632,401	28,549,968	19,369,272	
2027	1,589,878	2.80	812,428	406,214	406,214	0	0	101,553	304,660	101,553	0	0	687,991	22,605,558	6,632,401	29,237,959	18,681,281	
2028	1,605,236	2.80	820,276	410,138	410,138	0	0	102,534	307,603	102,534	0	0	689,626	23,295,184	6,632,401	29,927,585	17,991,655	
2029	1,620,743	2.80	828,200	414,100	414,100	0	0	103,525	310,575	103,525	0	0	691,277	23,986,461	6,632,401	30,618,862	17,300,378	
2030	1,636,400	2.80	836,200	418,100	418,100	0	0	104,526	313,526	104,526	0	0	692,944	24,679,405	6,632,401	31,311,806	16,607,434	
2031	1,649,644	2.80	842,968	421,484	421,484	0	0	105,571	316,113	105,571	0	0	694,534	25,373,758	6,632,401	32,006,159	15,913,080	
2032	1,662,995	2.80	849,790	424,895	424,895	0	0	106,224	318,671	106,224	0	0	696,175	26,069,533	6,632,401	32,701,934	15,217,305	
2033	1,676,454	2.80	856,668	428,334	428,334	0	0	107,084	321,251	107,084	0	0	697,208	26,766,741	6,632,401	33,399,142	14,520,098	
2034	1,690,022	2.80	863,601	431,801	431,801	0	0	107,950	323,860	107,950	0	0	710,822	27,477,563	6,632,401	34,109,964	13,809,276	
2035	1,703,700	2.80	870,591	435,295	435,295	0	0	108,824	326,472	108,824	0	0	733,832	28,211,395	6,632,401	34,843,796	13,075,444	
2036	1,714,814	2.80	876,270	438,135	438,135	0	0	109,534	328,601	109,534	0	0	779,803	28,991,198	6,632,401	35,623,599	12,295,641	
2037	1,726,001	2.80	881,966	440,993	440,993	0	0	110,248	330,745	110,248	0	0	827,084	29,818,282	6,632,401	36,456,883	11,468,557	
2038	1,737,260	2.80	887,740	443,870	443,870	0	0	110,967	332,902	110,967	0	0	875,102	30,693,383	6,632,401	37,325,781	10,593,456	
2039	1,748,593	2.80	893,531	446,766	446,766	0	0	111,691	335,074	111,691	0	0	923,867	31,617,251	6,632,401	38,249,652	9,669,588	
2040	1,760,000	2.80	899,360	449,680	449,680	0	0	112,420	337,260	112,420	0	0	964,485	32,581,736	6,632,401	39,214,137	8,705,103	
2041	1,769,849	2.80	904,393	452,196	452,196	0	0	113,049	339,147	113,049	0	0	983,948	33,566,685	6,632,401	40,198,086	7,721,154	
2042	1,779,753	2.80	899,654	454,727	454,727	0	0	113,682	341,045	113,682	0	0	1,003,520	34,569,205	6,632,401	41,201,656	6,717,534	
2043	1,789,713	2.80	914,543	457,272	457,272	0	0	114,318	342,954	114,318	0	0	1,023,202	35,592,407	6,632,401	42,224,808	5,694,432	
2044	1,799,729	2.80	919,661	459,831	459,831	0	0	114,958	344,873	114,958	0	0	1,042,993	36,635,400	6,632,401	43,267,801	4,651,439	
2045	1,809,800	2.80	924,808	462,404	462,404	0	0	115,601	346,803	115,601	0	0	1,062,896	37,698,296	6,632,401	44,330,697	3,588,543	
2046	1,819,920	2.80	929,969	464,984	464,984	0	0	116,246	348,738	116,246	0	0	1,082,854	38,781,150	6,632,401	45,413,551	2,505,689	
2047	1,830,056	2.80	935,158	467,579	467,579	0	0	116,895	350,684	116,895	0	0	1,102,923	39,884,073	6,632,401	46,516,474	1,402,766	
2048	1,840,268	2.80	940,377	470,189	470,189	0	0	117,547	352,641	117,547	0	0	1,123,104	41,007,177	6,632,401	47,639,578	279,662	
2049	1,850,538	2.80	945,625	472,812	472,812	0	0	118,203	354,609	118,203	0	0	1,143,398	42,156,839	6,632,401	47,919,240	0	
2050	1,860,865	2.80	950,902	475,451	475,451	0	0	118,863	356,588	118,863	0	0	1,163,805	43,332,881	6,632,401	47,919,240	0	
2051	1,871,249	2.80	956,208	478,104	478,104	0	0	119,526	358,578	119,526	0	0	1,184,326	44,546,839	6,632,401	47,919,240	0	
2052	1,881,692	2.80	961,545	480,772	480,772	0	0	120,193	360,579	120,193	0	0	1,204,962	45,798,339	6,632,401	47,919,240	0	
2053	1,892,193	2.80	966,910	483,455	483,455	0	0	120,864	362,591	120,864	0	0	1,225,713	47,088,339	6,632,401	47,919,240	0	
2054	1,902,752	2.80	972,306	486,153	486,153	0	0	121,538	364,615	121,538	0	0	1,246,579	48,416,839	6,632,401	47,919,240	0	
2055	1,913,370	2.80	977,732	488,866	488,866	0	0	122,217	366,650	122,217	0	0	1,267,562	49,784,839	6,632,401	47,919,240	0	
2056	1,924,048	2.80	983,188	491,594	491,594	0	0	122,899	368,696	122,899	0	0	1,288,662	51,192,839	6,632,401	47,919,240	0	
2057	1,934,785	2.80	988,675	494,338	494,338	0	0	123,584	370,753	123,584	0	0	1,309,880	52,642,839	6,632,401	47,919,240	0	
2058	1,945,582	2.80	994,192	497,096	497,096	0	0	124,274	372,822	124,274	0	0	1,331,216	54,134,839	6,632,401	47,919,240	0	
2059	1,956,440	2.80	999,741	499,870	499,870	0	0	124,968	374,903	124,968	0	0	1,352,672	55,668,839	6,632,401	47,919,240	0	
2060	1,967,357	2.80	1,005,320	502,660	502,660	0	0	125,665	376,995	125,665	0	0	1,374,247	57,245,839	6,632,401	47,919,240	0	
2061	1,978,336	2.80	1,010,930	505,465	505,465	0	0	126,366	379,099	126,366	0	0	1,395,942	58,866,839	6,632,401	47,919,240	0	
2062	1,989,376	2.80	1,016,571	508,286	508,286	0	0	127,071	381,214	127,071	0	0	1,417,758	60,530,839	6,632,401	47,919,240	0	
2063	2,000,478	2.80	1,022,244	511,122	511,122	0	0	127,781	383,342	127,781	0	0	1,439,697	62,248,839	6,632,401	47,919,240	0	
2064	2,011,642	2.80	1,027,949	513,974	513,974	0	0	128,494	385,481	128,494	0	0	1,461,757	64,012,839	6,632,401	47,919,240	0	
2065	2,022,868	2.80	1,033,685	516,843	516,843	0	0	129,211	387,632	129,211	0	0	1,483,941	65,825,839	6,632,401	47,919,240	0	
2066	2,034,156	2.80	1,039,454	519,727	519,727	0	0	129,932	389,795	129,932	0	0	1,506,249	67,688,839	6,632,401	47,919,240	0	
2067	2,045,508	2.80	1,045,255	522,627	522,627	0	0	130,657	391,970	130,657	0	0	1,528,681	69,601,839	6,632,401	47,919,240	0	
2068	2,056,923	2.80	1,051,088	525,544	525,544	0	0	131,386	394,158	131,386	0	0	1,551,238	71,565,839	6,632,401	47,919,240	0	
2069	2,068,402	2.80	1,056,953	528,477	528,477	0	0	132,119	396,357	132,119	0	0	1,573,921	73,580,839	6,632,401	47,919,240	0	
2070	2,079,944	2.80	1,062,852	531,426	531,426	0	0	132,856	398,569	132,856	0	0	1,596,731	75,656,839	6,632,401	47,919,240	0	
2071	2,079,944	2.80	1,062,852	531,426	531,426	0	0	132,856	398,569	132,856	0	0	1,596,731	75,656,839	6,632,4			

**Solid Waste Authority of Palm Beach County
Landfill Depletion Model
Table 1: Estimated Class 1 Landfill Depletion**

Class 1 Waste Generation					Palm Beach Renewable Energy Facility No. 1 (RDF)							Palm Beach Renewable Energy Facility No. 2 (Mass Burn)										Class 1 Landfill Consumption			
Fiscal Year	Population	Per Capita Generation	Class 1 Waste Generation	Class 1 Recycled	Class 1 to Disposal	Class 3 Diverted to Class 1	RDF Plant Waste	RDF Plant Unproc.	RDF Plant Waste	RDF Process Residue	RDF Ash	Uncombusted Waste after REF1	Uncombusted Waste Delivered to Mass Burn	Delivered to Mass Burn	Uncombusted Residue	RDF Unproc. Delivered to Mass Burn	Uncombusted RDF Unproc.	Vegetation Delivered to Mass Burn	Uncombusted Vegetation	Uncombusted Mass Burn	Mass Burn Ash	Uncombusted Waste after REF2	Class 1 Tons Landfilled	Class 1 Volume Consumed	Class 1 Cubic Yards Remaining
Total Estimated Volume to +160 NGVD Volume Depleted Through Fiscal Year 2017/2018 Remaining Volume of Class 1 Landfill																									
2019	1,487,392	4.51	1,224,235	97,939	1,126,297	277,896	817,061	22,061	795,000	188,415	124,815	587,132	587,132	0	188,415	14,781	7,280	355,598	0	957,511	248,953	0	569,463	509,898	23,828,066
2020	1,543,400	4.56	1,283,037	102,643	1,180,394	291,244	817,061	22,061	795,000	188,415	124,815	654,577	654,577	0	188,415	14,781	7,280	330,642	38,346	1,000,000	260,000	0	580,510	515,735	23,309,331
2021	1,599,138	4.60	1,337,649	105,398	1,232,251	299,660	817,061	22,061	795,000	188,415	124,815	694,071	694,071	0	188,415	14,781	7,280	319,149	40,834	1,000,000	260,000	28,024	608,534	565,443	22,743,888
2022	1,655,285	4.65	1,392,825	108,226	1,284,599	305,696	817,061	22,061	795,000	188,415	124,815	733,235	733,235	0	188,415	14,781	7,280	281,984	129,408	1,000,000	260,000	101,899	682,409	688,567	22,055,322
2023	1,621,877	4.69	1,389,130	111,130	1,278,000	310,792	817,061	22,061	795,000	188,415	124,815	771,731	771,731	0	188,415	14,781	7,280	213,488	174,262	1,000,000	260,000	107,080	687,590	697,202	21,972,446
2024	1,648,913	4.74	1,426,409	114,113	1,312,296	315,973	817,061	22,061	795,000	188,415	124,815	811,209	811,209	0	188,415	14,781	7,280	174,011	220,203	1,000,000	260,000	105,324	685,834	694,276	20,669,648
2025	1,676,400	4.79	1,466,889	117,175	1,349,714	321,240	817,061	22,061	795,000	188,415	124,815	851,693	851,693	0	188,415	14,781	7,280	133,526	267,259	1,000,000	260,000	107,080	687,590	697,202	19,972,446
2026	1,702,344	4.84	1,502,230	120,178	1,382,052	326,212	817,061	22,061	795,000	188,415	124,815	891,203	891,203	0	188,415	14,781	7,280	94,017	312,971	1,000,000	260,000	108,737	690,247	699,964	19,272,482
2027	1,728,690	4.88	1,540,734	123,259	1,417,475	331,260	817,061	22,061	795,000	188,415	124,815	931,675	931,675	0	188,415	14,781	7,280	53,545	359,742	1,000,000	260,000	110,420	690,930	702,769	18,569,713
2028	1,753,444	4.93	1,580,224	126,418	1,453,806	336,387	817,061	22,061	795,000	188,415	124,815	973,133	973,133	0	188,415	14,781	7,280	12,087	407,596	1,000,000	260,000	112,129	692,639	705,617	17,864,096
2029	1,782,612	4.98	1,620,727	129,658	1,491,069	341,593	832,662	22,482	810,180	192,013	127,198	1,000,000	1,000,000	(0)	192,013	(0)	22,482	0	426,178	1,000,000	260,000	113,864	715,557	739,547	17,124,549
2030	1,810,200	5.03	1,662,268	132,981	1,529,287	346,980	839,671	22,671	817,000	193,629	128,269	1,000,000	1,000,000	(0)	193,629	0	22,671	0	432,774	1,000,000	260,000	115,322	756,691	806,187	16,318,362
2031	1,836,973	5.08	1,701,866	136,149	1,565,717	351,627	839,671	22,671	817,000	193,629	128,269	1,000,000	1,000,000	(0)	193,629	0	22,671	0	438,696	1,000,000	260,000	116,882	799,451	877,453	15,440,909
2032	1,860,084	5.13	1,742,408	139,393	1,603,015	356,439	839,671	22,671	817,000	193,629	128,269	1,119,783	1,119,783	0	193,629	0	22,671	0	444,700	1,000,000	260,000	118,420	843,165	950,310	14,490,599
2033	1,885,540	5.18	1,783,916	142,713	1,641,203	361,317	839,671	22,671	817,000	193,629	128,269	1,162,848	1,162,848	0	193,629	0	22,671	0	450,785	1,000,000	260,000	120,287	887,856	1,024,795	13,465,804
2034	1,911,343	5.24	1,826,412	146,113	1,680,299	366,261	839,671	22,671	817,000	193,629	128,269	1,206,899	1,206,899	0	193,629	0	22,671	0	456,954	1,000,000	260,000	122,176	933,545	1,100,944	12,364,861
2035	1,937,500	5.29	1,869,920	149,594	1,720,327	371,273	839,671	22,671	817,000	193,629	128,269	1,251,929	1,251,929	0	193,629	0	22,671	0	463,208	1,000,000	260,000	124,107	980,256	1,178,759	11,186,066
2036	1,961,040	5.34	1,911,585	152,927	1,758,658	375,788	839,671	22,671	817,000	193,629	128,269	1,294,775	1,294,775	0	193,629	0	22,671	0	468,840	1,000,000	260,000	125,942	1,024,607	1,252,714	9,933,352
2037	1,984,907	5.39	1,954,178	156,334	1,797,844	380,358	839,671	22,671	817,000	193,629	128,269	1,338,531	1,338,531	0	193,629	0	22,671	0	474,542	1,000,000	260,000	127,800	1,069,886	1,328,178	8,605,174
2038	2,009,127	5.44	1,997,717	159,818	1,837,903	384,983	839,671	22,671	817,000	193,629	128,269	1,381,215	1,381,215	0	193,629	0	22,671	0	480,312	1,000,000	260,000	129,684	1,114,111	1,405,221	7,199,953
2039	2,033,473	5.50	2,042,233	163,379	1,878,854	389,664	839,671	22,671	817,000	193,629	128,269	1,428,847	1,428,847	0	193,629	0	22,671	0	486,153	1,000,000	260,000	131,600	1,163,305	1,483,876	5,716,076
2040	2,058,200	5.54	2,080,943	166,475	1,914,468	394,403	839,671	22,671	817,000	193,629	128,269	1,469,199	1,469,199	0	193,629	0	22,671	0	492,064	1,000,000	260,000	133,607	1,205,236	1,553,761	4,162,315
2041	2,083,028	5.54	2,104,023	168,322	1,935,701	398,777	839,671	22,671	817,000	193,629	128,269	1,494,807	1,494,807	0	193,629	0	22,671	0	497,522	1,000,000	260,000	135,633	1,232,302	1,598,872	2,563,443
2042	2,107,360	5.54	2,127,360	170,189	1,957,171	403,200	839,671	22,671	817,000	193,629	128,269	1,520,700	1,520,700	0	193,629	0	22,671	0	502,040	1,000,000	260,000	137,680	1,259,649	1,644,483	918,960
2043	2,127,446	5.54	2,150,955	172,076	1,978,878	407,672	839,671	22,671	817,000	193,629	128,269	1,546,879	1,546,879	0	193,629	0	22,671	0	506,619	1,000,000	260,000	139,740	1,287,339	1,690,600	0
2044	2,151,042	5.54	2,174,811	173,985	2,000,826	412,193	839,671	22,671	817,000	193,629	128,269	1,573,349	1,573,349	0	193,629	0	22,671	0	512,260	1,000,000	260,000	141,817	1,315,316	1,737,228	0
2045	2,174,900	5.54	2,198,933	175,915	2,023,018	416,765	839,671	22,671	817,000	193,629	128,269	1,600,112	1,600,112	0	193,629	0	22,671	0	517,964	1,000,000	260,000	143,934	1,343,603	1,784,374	0
2046	2,199,187	5.54	2,223,187	177,855	2,045,332	421,362	839,671	22,671	817,000	193,629	128,269	1,627,023	1,627,023	0	193,629	0	22,671	0	523,700	1,000,000	260,000	146,084	1,372,047	1,831,779	0
2047	2,223,144	5.54	2,247,709	179,817	2,067,893	426,010	839,671	22,671	817,000	193,629	128,269	1,654,231	1,654,231	0	193,629	0	22,671	0	529,478	1,000,000	260,000	148,265	1,400,804	1,879,708	0
2048	2,247,665	5.54	2,272,502	181,800	2,090,702	430,709	839,671	22,671	817,000	193,629	128,269	1,681,740	1,681,740	0	193,629	0	22,671	0	535,361	1,000,000	260,000	150,487	1,429,878	1,928,166	0
2049	2,272,457	5.54	2,297,568	183,805	2,113,763	435,460	839,671	22,671	817,000	193,629	128,269	1,709,551	1,709,551	0	193,629	0	22,671	0	541,288	1,000,000	260,000	152,740	1,459,274	1,977,158	0
2050	2,297,523	5.54	2,322,917	185,833	2,137,084	440,263	839,671	22,671	817,000	193,629	128,269	1,737,670	1,737,670	0	193,629	0	22,671	0	547,260	1,000,000	260,000	155,024	1,488,993	2,026,690	0
2051	2,322,865	5.54	2,348,533	187,883	2,160,650	445,119	839,671	22,671	817,000	193,629	128,269	1,766,098	1,766,098	0	193,629	0	22,671	0	553,339	1,000,000	260,000	157,341	1,519,040	2,076,759	0
2052	2,348,487	5.54	2,374,438	189,955	2,184,483	450,029	839,671	22,671	817,000	193,629	128,269	1,794,840	1,794,840	0	193,629	0	22,671	0	559,464	1,000,000	260,000	159,690	1,549,419	2,127,400	0
2053	2,374,391	5.54	2,400,628	192,050	2,208,578	454,993	839,671	22,671	817,000	193,629	128,269	1,823,899	1,823,899	0	193,629	0	22,671	0	565,638	1,000,000	260,000	162,064	1,580,133	2,178,590	0
2054	2,400,581	5.54	2,427,187	194,169	2,232,939	460,011	839,671	22,671	817,000	193,629	128,269	1,853,279	1,853,279	0	193,629	0	22,671	0	571,919	1,000,000	260,000	164,473	1,611,185	2,230,344	0
2055	2,427,060	5.54	2,453,879	196,319	2,257,560	465,085	839,671	22,671	817,000	193,629	128,269	1,882,983	1,882,983	0	193,629	0	22,671	0	578,249	1,000,000	260,000	166,911	1,642,880	2,282,669	0
2056	2,453,831	5.54	2,480,945	198,476	2,282,470	470,215	839,671	22,671	817,000	193,629	128,269	1,913,014	1,913,014	0	193,629	0	22,671	0	584,650	1,000,000	260,000	169,372	1,674,322	2,335,571	0
2057	2,480,897	5.54	2,508,311	200,665	2,307,646	475,402	839,671																		

**Solid Waste Authority of Palm Beach County
Landfill Depletion Model
Table 2: Estimated Class 3 Landfill Depletion and Total Landfill Depletion**

Fiscal Year	Population	Per Capita Generation	Class 3 Waste Generation						Class 3 Landfill Consumption				Total Landfill Consumption													
			Class 3 Waste Generation	Class 3 Recycled	Class 3 to Disposal	RDF Unproc.	RDF Ash and Residue	Class 3 Non-Burnable	Class 3 Diverted to REF2	Class 3 Tons Landfilled	Class 3 Volume Landfilled	Class 3 Volume Remaining	Total Volume Landfilled	Cumulative Class 1 Volume Depleted	Cumulative Class 3 Volume Depleted	Cumulative Volume Depleted	Landfill Volume Remaining									
Total Estimated Volume to +160 NGVD											6,632,401					47,919,240										
Volume Depleted Through Fiscal Year 2017/2018											6,288,486									23,237,361						
Remaining Volume of Class 3 and Total Landfill											343,915											24,681,879				
2019	1,487,392	2.73	741,056	370,528	370,528	0	0	92,632	277,896	92,632	121,884	222,031	631,782	17,458,773	6,410,370	23,869,143	24,050,097									
2020	1,543,400	2.76	776,650	388,325	388,325	0	0	97,081	291,244	97,081	127,738	94,292	646,474	17,977,508	6,538,109	24,515,617	23,403,623									
2021	1,569,126	2.78	797,492	398,746	398,746	0	0	99,687	299,060	99,687	131,662	94,292	659,783	18,542,961	6,632,401	25,175,352	22,743,888									
2022	1,595,285	2.80	815,190	407,595	407,595	0	0	101,899	305,696	101,899	136,520	0	688,567	19,231,517	6,632,401	25,863,918	22,055,322									
2023	1,621,877	2.80	828,779	414,390	414,390	0	0	103,597	310,792	103,597	141,930	0	691,398	19,922,915	6,632,401	26,555,316	21,363,924									
2024	1,648,913	2.80	842,595	421,297	421,297	0	0	105,324	315,973	105,324	150,262	0	694,276	20,617,191	6,632,401	27,249,592	20,669,648									
2025	1,676,400	2.80	856,640	428,320	428,320	0	0	107,080	321,160	107,080	159,594	0	697,202	21,311,393	6,632,401	27,948,794	19,972,446									
2026	1,702,344	2.80	869,898	434,949	434,949	0	0	108,737	326,212	108,737	168,826	0	699,664	22,014,337	6,632,401	28,646,738	19,272,482									
2027	1,728,690	2.80	883,361	441,680	441,680	0	0	110,420	331,260	110,420	178,164	0	702,769	22,717,126	6,632,401	29,349,527	18,569,713									
2028	1,755,444	2.80	897,032	448,516	448,516	0	0	112,129	336,387	112,129	187,492	0	705,617	23,422,743	6,632,401	30,055,144	17,864,096									
2029	1,782,612	2.80	910,915	455,457	455,457	0	0	113,864	341,593	113,864	196,820	0	709,547	24,162,290	6,632,401	30,794,691	17,124,549									
2030	1,810,200	2.80	925,012	462,506	462,506	0	0	115,627	346,980	115,627	206,148	0	709,687	24,968,417	6,632,401	31,600,818	16,318,362									
2031	1,834,973	2.80	937,671	468,836	468,836	0	0	117,209	351,627	117,209	215,377	0	707,453	25,845,930	6,632,401	32,478,331	15,440,909									
2032	1,860,084	2.80	950,503	475,252	475,252	0	0	118,813	356,439	118,813	224,706	0	705,310	26,796,240	6,632,401	33,428,641	14,490,599									
2033	1,885,540	2.80	963,511	481,755	481,755	0	0	120,439	361,317	120,439	234,035	0	702,795	27,827,035	6,632,401	34,453,436	13,465,804									
2034	1,911,343	2.80	976,696	488,348	488,348	0	0	122,087	366,261	122,087	243,364	0	700,944	28,921,918	6,632,401	35,554,319	12,504,861									
2035	1,937,500	2.80	990,063	495,031	495,031	0	0	123,758	371,273	123,758	252,693	0	700,944	30,100,773	6,632,401	36,733,174	11,186,065									
2036	1,961,060	2.80	1,002,102	501,051	501,051	0	0	125,453	376,226	125,453	262,022	0	700,944	31,353,487	6,632,401	37,985,888	9,933,352									
2037	1,984,907	2.80	1,014,287	507,144	507,144	0	0	127,176	381,308	127,176	271,351	0	700,944	32,687,665	6,632,401	39,314,066	8,605,174									
2038	2,009,043	2.80	1,026,621	513,310	513,310	0	0	128,928	386,463	128,928	280,680	0	700,944	34,098,886	6,632,401	40,719,287	7,199,953									
2039	2,033,477	2.80	1,039,105	519,552	519,552	0	0	129,888	389,664	129,888	290,009	0	700,944	35,570,763	6,632,401	42,203,164	5,716,076									
2040	2,058,200	2.80	1,051,740	525,870	525,870	0	0	131,468	394,403	131,468	300,338	0	700,944	37,124,524	6,632,401	43,756,925	4,162,315									
2041	2,081,028	2.80	1,063,405	531,703	531,703	0	0	132,926	398,777	132,926	310,667	0	700,944	38,723,396	6,632,401	45,355,797	2,563,443									
2042	2,104,109	2.80	1,075,200	537,660	537,660	0	0	134,400	403,200	134,400	320,996	0	700,944	40,361,879	6,632,401	47,000,280	918,960									
2043	2,127,446	2.80	1,087,125	543,563	543,563	0	0	135,891	407,672	135,891	331,325	0	700,944	42,043,600	6,632,401	47,919,240	0									
2044	2,151,042	2.80	1,099,183	549,591	549,591	0	0	137,398	412,193	137,398	341,654	0	700,944	43,766,839	6,632,401	47,919,240	0									
2045	2,174,900	2.80	1,111,374	555,687	555,687	0	0	138,922	416,765	138,922	352,083	0	700,944	45,531,644	6,632,401	47,919,240	0									
2046	2,198,990	2.80	1,123,633	561,816	561,816	0	0	140,454	421,362	140,454	362,512	0	700,944	47,338,046	6,632,401	47,919,240	0									
2047	2,223,144	2.80	1,136,026	568,013	568,013	0	0	142,003	426,010	142,003	372,941	0	700,944	49,186,039	6,632,401	47,919,240	0									
2048	2,247,665	2.80	1,148,557	574,278	574,278	0	0	143,570	430,709	143,570	383,370	0	700,944	51,074,738	6,632,401	47,919,240	0									
2049	2,272,457	2.80	1,161,226	580,613	580,613	0	0	145,153	435,460	145,153	393,800	0	700,944	53,003,237	6,632,401	47,919,240	0									
2050	2,297,523	2.80	1,174,034	587,017	587,017	0	0	146,754	440,263	146,754	404,229	0	700,944	55,000,600	6,632,401	47,919,240	0									
2051	2,322,865	2.80	1,186,984	593,492	593,492	0	0	148,373	445,119	148,373	414,658	0	700,944	57,077,859	6,632,401	47,919,240	0									
2052	2,348,487	2.80	1,200,077	600,038	600,038	0	0	150,010	450,029	150,010	425,087	0	700,944	59,244,946	6,632,401	47,919,240	0									
2053	2,374,391	2.80	1,213,314	606,657	606,657	0	0	151,664	454,993	151,664	435,516	0	700,944	61,502,900	6,632,401	47,919,240	0									
2054	2,400,581	2.80	1,226,697	613,348	613,348	0	0	153,337	460,011	153,337	446,045	0	700,944	63,852,301	6,632,401	47,919,240	0									
2055	2,427,060	2.80	1,240,228	620,114	620,114	0	0	155,028	465,085	155,028	456,674	0	700,944	66,293,245	6,632,401	47,919,240	0									
2056	2,453,831	2.80	1,253,907	626,954	626,954	0	0	156,738	470,215	156,738	467,303	0	700,944	68,825,719	6,632,401	47,919,240	0									
2057	2,480,897	2.80	1,267,738	633,869	633,869	0	0	158,467	475,402	158,467	477,932	0	700,944	71,449,752	6,632,401	47,919,240	0									
2058	2,508,262	2.80	1,281,722	640,861	640,861	0	0	160,215	480,646	160,215	488,561	0	700,944	74,166,398	6,632,401	47,919,240	0									
2059	2,535,928	2.80	1,295,859	647,930	647,930	0	0	161,982	485,947	161,982	499,200	0	700,944	76,975,645	6,632,401	47,919,240	0									
2060	2,563,900	2.80	1,310,153	655,076	655,076	0	0	163,769	491,307	163,769	510,839	0	700,944	79,877,584	6,632,401	47,919,240	0									
2061	2,592,180	2.80	1,324,604	662,302	662,302	0	0	165,576	496,727	165,576	522,478	0	700,944	82,872,123	6,632,401	47,919,240	0									
2062	2,620,772	2.80	1,339,215	669,607	669,607	0	0	167,402	502,205	167,402	534,117	0	700,944	85,960,270	6,632,401	47,919,240	0									
2063	2,649,680	2.80	1,353,986	676,993	676,993	0	0	169,248	507,745	169,248	545,756	0	700,944	89,142,015	6,632,401	47,919,240	0									
2064	2,678,906	2.80	1,368,921	684,461	684,461	0	0	171,115	513,345	171,115	557,395	0	700,944	92,417,360	6,632,401	47,919,240	0									
2065	2,708,455	2.80	1,384,021	692,010	692,010	0	0	173,003	519,008	173,003	569,034	0	700,944	95,785,305	6,632,401	47,919,240	0									
2066	2,738,330	2.80	1,399,287	699,643	699,643	0	0	174,911	524,732	174,911	580,673	0	700,944	99,244,840	6,632,401	47,919,240	0									
2067	2,768,534	2.80	1,414,721	707,360	707,360	0	0	176,840	530,520	176,840	592,312	0	700,944	102,794,564	6,632,401	47,919,240	0									
2068	2,799,072	2.80	1,430,326	715,163	715,163	0	0	178,791	536,372	178,791	604,051	0	700,944	106,434,479</												

**Solid Waste Authority of Palm Beach County
Landfill Depletion Model
Table 1: Estimated Class 1 Landfill Depletion**

Fiscal Year	Class 1 Waste Generation				Palm Beach Renewable Energy Facility No. 1 (RDF)							Palm Beach Renewable Energy Facility No. 2 (Mass Burn)							Class 1 Landfill Consumption						
	Population	Per Capita Generation	Class 1 Waste Generation	Class 1 Recycled	Class 1 to Disposal	Class 3 Diverted to Class 1	RDF Plant Delivered Waste	RDF Plant Unproc.	RDF Plant Waste	RDF Process Residue	RDF Ash	Uncombursted Waste after REF1	Uncombursted Waste Delivered to Mass Burn	Delivered to Mass Burn	Uncombursted Residue	RDF Unproc. Delivered to Mass Burn	Uncombursted RDF Unproc.	Vegetation Delivered to Mass Burn	Uncombursted Vegetation	Mass Burn Plant Processible	Mass Burn Ash	Uncombursted Waste after REF2	Class 1 Tons Landfilled	Class 1 Volume Consumed	Class 1 Cubic Yards Remaining
Total Estimated Volume to +160 NGVD																									
Volume Depleted Through Fiscal Year 2017/2018																									
Remaining Volume of Class 1 Landfill																									
2019	1,453,074	4.51	1,195,989	95,679	1,100,310	271,484	817,061	22,061	795,000	188,415	124,815	554,733	554,733	0	188,415	14,781	7,280	347,394	0	916,907	238,396	0	558,906	501,452	23,836,512
2020	1,473,000	4.51	1,212,389	96,991	1,115,398	275,207	817,061	22,061	795,000	188,415	124,815	573,545	573,545	0	188,415	14,781	7,280	352,157	0	940,483	244,526	0	565,036	506,356	23,330,156
2021	1,489,936	4.51	1,226,321	98,106	1,128,215	279,249	817,061	22,061	795,000	188,415	124,815	589,524	589,524	0	188,415	14,781	7,280	356,204	0	963,589	249,732	0	583,887	533,263	22,796,893
2022	1,507,407	4.51	1,240,413	99,233	1,141,180	283,568	817,061	22,061	795,000	188,415	124,815	605,688	605,688	0	188,415	14,781	7,280	360,297	0	980,764	254,999	0	93,856	679,345	21,125,732
2023	1,524,365	4.51	1,254,667	100,373	1,154,294	288,004	817,061	22,061	795,000	188,415	124,815	622,037	622,037	0	188,415	14,781	7,280	363,183	1,255	1,000,000	260,000	0	94,935	659,465	20,448,772
2024	1,541,882	4.51	1,269,085	101,527	1,167,558	288,077	817,061	22,061	795,000	188,415	124,815	638,574	638,574	0	188,415	14,781	7,280	366,644	21,980	1,000,000	260,000	0	96,026	676,536	678,778
2025	1,559,640	4.51	1,283,668	102,693	1,180,974	291,387	817,061	22,061	795,000	188,415	124,815	655,301	655,301	0	188,415	14,781	7,280	329,919	42,943	1,000,000	260,000	0	97,129	677,639	680,617
2026	1,574,664	4.51	1,296,068	103,685	1,192,383	294,202	817,061	22,061	795,000	188,415	124,815	669,524	669,524	0	188,415	14,781	7,280	315,695	40,768	1,000,000	260,000	0	98,067	678,577	682,181
2027	1,589,878	4.51	1,308,589	104,687	1,203,902	297,044	817,061	22,061	795,000	188,415	124,815	683,885	683,885	0	188,415	14,781	7,280	301,335	78,765	1,000,000	260,000	0	99,015	679,525	683,760
2028	1,605,236	4.51	1,321,230	105,698	1,215,531	299,913	817,061	22,061	795,000	188,415	124,815	698,384	698,384	0	188,415	14,781	7,280	286,835	96,937	1,000,000	260,000	0	99,971	680,481	683,354
2029	1,620,743	4.51	1,333,993	106,719	1,227,274	302,811	817,061	22,061	795,000	188,415	124,815	713,024	713,024	0	188,415	14,781	7,280	272,196	115,284	1,000,000	260,000	0	100,937	681,447	686,965
2030	1,636,400	4.51	1,346,880	107,759	1,239,130	305,736	817,061	22,061	795,000	188,415	124,815	727,815	727,815	0	188,415	14,781	7,280	257,415	133,808	1,000,000	260,000	0	101,912	682,422	688,589
2031	1,652,244	4.51	1,357,781	108,622	1,249,158	308,210	817,061	22,061	795,000	188,415	124,815	740,308	740,308	0	188,415	14,781	7,280	242,912	149,277	1,000,000	260,000	0	102,917	683,427	689,963
2032	1,662,995	4.51	1,368,700	109,502	1,259,298	310,705	817,061	22,061	795,000	188,415	124,815	752,912	752,912	0	188,415	14,781	7,280	228,307	165,273	1,000,000	260,000	0	103,948	684,078	691,349
2033	1,676,454	4.51	1,379,847	110,388	1,269,660	313,219	817,061	22,061	795,000	188,415	124,815	765,618	765,618	0	188,415	14,781	7,280	219,601	181,197	1,000,000	260,000	0	104,406	684,916	692,746
2034	1,690,022	4.51	1,391,015	111,281	1,279,734	315,754	817,061	22,061	795,000	188,415	124,815	778,427	778,427	0	188,415	14,781	7,280	206,792	197,260	1,000,000	260,000	0	105,251	685,761	693,154
2035	1,703,700	4.51	1,402,273	112,182	1,290,091	318,310	817,061	22,061	795,000	188,415	124,815	791,340	791,340	0	188,415	14,781	7,280	193,879	213,433	1,000,000	260,000	0	106,103	686,613	693,574
2036	1,717,414	4.51	1,411,423	112,914	1,298,507	320,386	817,061	22,061	795,000	188,415	124,815	803,822	803,822	0	188,415	14,781	7,280	183,387	228,582	1,000,000	260,000	0	106,975	687,305	693,928
2037	1,726,001	4.51	1,420,628	113,650	1,306,978	322,476	817,061	22,061	795,000	188,415	124,815	812,393	812,393	0	188,415	14,781	7,280	172,826	239,818	1,000,000	260,000	0	107,492	688,002	694,889
2038	1,729,895	4.51	1,429,895	114,292	1,315,603	324,580	817,061	22,061	795,000	188,415	124,815	823,023	823,023	0	188,415	14,781	7,280	163,139	251,199	1,000,000	260,000	0	108,193	688,703	695,058
2039	1,745,593	4.51	1,439,223	115,138	1,324,085	326,697	817,061	22,061	795,000	188,415	124,815	833,722	833,722	0	188,415	14,781	7,280	151,497	266,548	1,000,000	260,000	0	108,899	689,409	700,234
2040	1,760,000	4.51	1,448,612	115,889	1,332,723	328,829	817,061	22,061	795,000	188,415	124,815	844,491	844,491	0	188,415	14,781	7,280	140,728	280,044	1,000,000	260,000	0	109,610	690,120	701,418
2041	1,769,849	4.51	1,456,719	116,537	1,340,181	330,669	817,061	22,061	795,000	188,415	124,815	853,789	853,789	0	188,415	14,781	7,280	131,430	291,696	1,000,000	260,000	0	110,223	690,733	702,440
2042	1,780,661	4.51	1,464,871	117,190	1,347,681	332,519	817,061	22,061	795,000	188,415	124,815	863,139	863,139	0	188,415	14,781	7,280	122,080	303,415	1,000,000	260,000	0	110,840	691,350	703,468
2043	1,789,713	4.51	1,473,083	117,845	1,355,233	334,380	817,061	22,061	795,000	188,415	124,815	872,542	872,542	0	188,415	14,781	7,280	112,677	315,198	1,000,000	260,000	0	111,460	691,970	704,502
2044	1,799,729	4.51	1,481,312	118,505	1,362,807	336,251	817,061	22,061	795,000	188,415	124,815	881,997	881,997	0	188,415	14,781	7,280	103,222	327,048	1,000,000	260,000	0	112,084	692,594	705,542
2045	1,809,800	4.51	1,489,601	119,168	1,370,433	338,133	817,061	22,061	795,000	188,415	124,815	891,505	891,505	0	188,415	14,781	7,280	93,714	338,964	1,000,000	260,000	0	112,711	693,221	706,587
2046	1,820,046	4.51	1,497,954	119,833	1,378,081	340,020	817,061	22,061	795,000	188,415	124,815	901,040	901,040	0	188,415	14,781	7,280	84,176	350,913	1,000,000	260,000	0	113,340	693,850	707,635
2047	1,830,054	4.51	1,506,273	120,502	1,385,771	341,917	817,061	22,061	795,000	188,415	124,815	910,628	910,628	0	188,415	14,781	7,280	74,628	362,929	1,000,000	260,000	0	113,972	694,482	708,689
2048	1,840,248	4.51	1,514,628	121,174	1,393,504	343,825	817,061	22,061	795,000	188,415	124,815	920,269	920,269	0	188,415	14,781	7,280	64,950	375,012	1,000,000	260,000	0	114,608	695,118	709,749
2049	1,850,538	4.51	1,523,131	121,851	1,401,281	345,744	817,061	22,061	795,000	188,415	124,815	929,964	929,964	0	188,415	14,781	7,280	55,255	387,162	1,000,000	260,000	0	115,248	695,758	710,815
2050	1,860,865	4.51	1,531,831	122,531	1,409,101	347,674	817,061	22,061	795,000	188,415	124,815	939,714	939,714	0	188,415	14,781	7,280	45,506	399,381	1,000,000	260,000	0	115,891	696,401	711,887
2051	1,871,249	4.51	1,540,719	123,214	1,416,964	349,614	817,061	22,061	795,000	188,415	124,815	949,517	949,517	0	188,415	14,781	7,280	35,702	411,667	1,000,000	260,000	0	116,538	697,048	712,965
2052	1,881,692	4.51	1,548,774	123,902	1,424,872	351,565	817,061	22,061	795,000	188,415	124,815	959,376	959,376	0	188,415	14,781	7,280	25,844	424,022	1,000,000	260,000	0	117,188	697,698	714,049
2053	1,892,193	4.51	1,557,474	124,593	1,432,823	353,527	817,061	22,061	795,000	188,415	124,815	969,289	969,289	0	188,415	14,781	7,280	15,930	436,446	1,000,000	260,000	0	117,842	698,352	715,139
2054	1,902,752	4.51	1,566,198	125,289	1,440,819	355,499	817,061	22,061	795,000	188,415	124,815	979,258	979,258	0	188,415	14,781	7,280	5,961	448,939	1,000,000	260,000	0	118,500	699,010	716,235
2055	1,913,370	4.51	1,574,847	125,988	1,448,860	357,483	817,061	22,061	795,000	188,415	124,815	989,282	989,282	0	188,415	10,718	0	0	457,439	1,000,000	260,000	0	119,161	703,734	724,109
2056	1,924,048	4.51	1,583,636	126,691	1,456,945	359,478	817,061	22,061	795,000	188,415	124,815	999,363	999,363	0	188,415	6,37	0	0	459,992	1,000,000	260,000	0	119,826	714,479	742,017
2057	1,934,785	4.51	1,592,473	127,398	1,465,075	361,484	817,061	22,061	795,000	188,415	124,815	1,000,000	1,000,000	0	190,405	0	0	0	462,559	1,0					

**Solid Waste Authority of Palm Beach County
Landfill Depletion Model
Table 2: Estimated Class 3 Landfill Depletion and Total Landfill Depletion**

Fiscal Year	Population	Per Capita Generation	Class 3 Waste Generation					Class 3 Landfill Consumption					Total Landfill Consumption													
			Class 3 Waste Generation	Class 3 Recycled	Class 3 to Disposal	RDF Unproc.	RDF Ash and Residue	Class 3 Non-Burnable	Class 3 Diverted to REF2	Class 3 Tons Landfilled	Class 3 Volume Landfilled	Class 3 Volume Remaining	Total Volume Landfilled	Cumulative Class 1 Volume Depleted	Cumulative Class 3 Volume Depleted	Cumulative Volume Depleted	Landfill Volume Remaining									
Total Estimated Volume to +160 NGVD											6,632,401															47,919,240
Volume Depleted Through Fiscal Year 2017/2018											6,288,486															23,237,361
Remaining Volume of Class 3 and Total Landfill											343,915															24,681,879
2019	1,453,074	2.73	723,958	361,979	361,979	0	0	90,495	271,484	90,495	119,072	224,843	620,524	17,450,327	6,407,558	23,857,885	24,061,355									
2020	1,473,000	2.73	733,885	366,943	366,943	0	0	91,736	275,207	91,736	120,705	104,138	627,061	17,956,683	6,528,263	24,484,946	23,434,294									
2021	1,489,926	2.73	742,319	371,159	371,159	0	0	92,790	278,369	91,145	104,138	637,801	18,489,945	6,632,401	25,122,346	22,796,893										
2022	1,507,047	2.73	750,849	375,424	375,424	0	0	93,856	281,568	0	0	671,161	19,161,107	6,632,401	25,793,508	22,125,732										
2023	1,524,365	2.73	759,477	379,738	379,738	0	0	94,935	284,804	0	0	676,960	19,838,067	6,632,401	26,470,468	21,448,772										
2024	1,541,882	2.73	768,204	384,102	384,102	0	0	96,026	288,077	0	0	678,778	20,516,844	6,632,401	27,149,245	20,769,994										
2025	1,559,600	2.73	777,032	388,516	388,516	0	0	97,129	291,307	0	0	680,617	21,197,461	6,632,401	27,829,862	20,089,377										
2026	1,574,666	2.73	784,538	392,269	392,269	0	0	98,067	294,202	0	0	682,181	21,879,642	6,632,401	28,512,043	19,407,197										
2027	1,589,878	2.73	792,117	396,058	396,058	0	0	99,015	297,044	0	0	683,760	22,563,402	6,632,401	29,195,803	18,723,437										
2028	1,605,236	2.73	799,769	399,884	399,884	0	0	99,971	299,913	0	0	685,354	23,248,756	6,632,401	29,881,157	18,038,083										
2029	1,620,743	2.73	807,495	403,747	403,747	0	0	100,937	302,811	0	0	686,963	23,935,719	6,632,401	30,568,120	17,351,120										
2030	1,636,400	2.73	815,295	407,648	407,648	0	0	101,912	305,746	0	0	688,589	24,624,308	6,632,401	31,256,709	16,662,531										
2031	1,649,644	2.73	821,894	410,947	410,947	0	0	102,737	308,210	0	0	689,963	25,314,271	6,632,401	31,946,672	15,972,568										
2032	1,662,995	2.73	828,546	414,273	414,273	0	0	103,568	310,705	0	0	691,349	26,005,620	6,632,401	32,638,021	15,281,219										
2033	1,676,454	2.73	835,251	417,626	417,626	0	0	104,406	313,219	0	0	692,746	26,696,366	6,632,401	33,330,767	14,588,473										
2034	1,690,022	2.73	842,011	421,006	421,006	0	0	105,251	315,764	0	0	694,154	27,390,520	6,632,401	34,024,921	13,894,318										
2035	1,703,700	2.73	848,826	424,413	424,413	0	0	106,103	318,310	0	0	695,574	28,088,095	6,632,401	34,720,496	13,198,744										
2036	1,717,814	2.73	854,363	427,182	427,182	0	0	106,975	320,386	0	0	696,728	28,784,822	6,632,401	35,417,223	12,502,017										
2037	1,726,001	2.73	859,937	429,968	429,968	0	0	107,492	322,476	0	0	697,889	29,482,711	6,632,401	36,115,112	11,804,128										
2038	1,737,260	2.73	865,546	432,773	432,773	0	0	108,193	324,580	0	0	699,060	30,181,769	6,632,401	36,814,170	11,105,070										
2039	1,748,593	2.73	871,193	435,596	435,596	0	0	108,899	326,676	0	0	700,234	30,882,002	6,632,401	37,514,403	10,404,837										
2040	1,760,000	2.73	876,876	438,438	438,438	0	0	109,610	328,829	0	0	701,418	31,583,420	6,632,401	38,215,821	9,703,419										
2041	1,769,849	2.73	881,783	440,892	440,892	0	0	110,223	330,669	0	0	702,440	32,286,860	6,632,401	38,919,261	9,000,979										
2042	1,779,588	2.73	886,718	443,359	443,359	0	0	110,840	332,514	0	0	703,468	32,993,329	6,632,401	39,621,730	8,297,510										
2043	1,789,713	2.73	891,680	445,840	445,840	0	0	111,460	334,380	0	0	704,502	33,693,831	6,632,401	40,326,232	7,593,008										
2044	1,799,729	2.73	896,670	448,335	448,335	0	0	112,084	336,251	0	0	705,542	34,399,372	6,632,401	41,031,773	6,887,467										
2045	1,809,800	2.73	901,688	450,844	450,844	0	0	112,711	338,133	0	0	706,587	35,106,959	6,632,401	41,738,360	6,180,880										
2046	1,819,900	2.73	906,719	453,360	453,360	0	0	113,340	340,020	0	0	707,635	35,816,594	6,632,401	42,445,995	5,473,245										
2047	1,830,056	2.73	911,779	455,890	455,890	0	0	113,972	341,917	0	0	708,689	36,528,284	6,632,401	43,154,685	4,764,555										
2048	1,840,268	2.73	916,868	458,434	458,434	0	0	114,608	343,825	0	0	709,749	37,232,033	6,632,401	43,864,434	4,054,806										
2049	1,850,538	2.73	921,984	460,992	460,992	0	0	115,248	345,744	0	0	710,815	37,932,849	6,632,401	44,575,250	3,343,990										
2050	1,860,865	2.73	927,129	463,565	463,565	0	0	115,891	347,674	0	0	711,887	38,634,736	6,632,401	45,287,137	2,632,103										
2051	1,871,249	2.73	932,303	466,152	466,152	0	0	116,538	349,614	0	0	712,965	39,337,701	6,632,401	46,000,102	1,919,138										
2052	1,881,692	2.73	937,506	468,753	468,753	0	0	117,188	351,565	0	0	714,049	40,041,750	6,632,401	46,714,151	1,205,089										
2053	1,892,193	2.73	942,738	471,369	471,369	0	0	117,842	353,527	0	0	715,139	40,746,889	6,632,401	47,429,290	489,950										
2054	1,902,752	2.73	947,999	473,999	473,999	0	0	118,500	355,499	0	0	716,235	41,454,128	6,632,401	48,140,240	0										
2055	1,913,370	2.73	953,289	476,644	476,644	0	0	119,161	357,483	0	0	717,337	42,163,465	6,632,401	48,853,641	0										
2056	1,924,048	2.73	958,609	479,304	479,304	0	0	119,826	359,478	0	0	718,445	42,874,910	6,632,401	49,569,042	0										
2057	1,934,785	2.73	963,958	481,979	481,979	0	0	120,495	361,484	0	0	719,559	43,588,469	6,632,401	50,287,443	0										
2058	1,945,582	2.73	969,338	484,669	484,669	0	0	121,167	363,502	0	0	720,679	44,304,138	6,632,401	51,007,844	0										
2059	1,956,440	2.73	974,747	487,374	487,374	0	0	121,843	365,530	0	0	721,804	45,021,968	6,632,401	51,730,245	0										
2060	1,967,357	2.73	980,187	490,093	490,093	0	0	122,523	367,570	0	0	722,934	45,741,958	6,632,401	52,454,646	0										
2061	1,978,336	2.73	985,657	492,828	492,828	0	0	123,207	369,621	0	0	724,069	46,464,107	6,632,401	53,181,047	0										
2062	1,989,376	2.73	991,157	495,579	495,579	0	0	123,895	371,684	0	0	725,209	47,188,506	6,632,401	53,911,448	0										
2063	2,000,478	2.73	996,688	498,344	498,344	0	0	124,586	373,758	0	0	726,354	47,914,360	6,632,401	54,644,849	0										
2064	2,011,642	2.73	1,002,250	501,125	501,125	0	0	125,281	375,844	0	0	727,504	48,641,664	6,632,401	55,381,250	0										
2065	2,022,868	2.73	1,007,843	503,922	503,922	0	0	125,980	377,941	0	0	728,659	49,370,415	6,632,401	56,120,651	0										
2066	2,034,156	2.73	1,013,468	506,734	506,734	0	0	126,683	380,050	0	0	729,819	49,900,614	6,632,401	56,862,052	0										
2067	2,045,508	2.73	1,019,123	509,562	509,562	0	0	127,390	382,171	0	0	731,000	50,432,263	6,632,401	57,605,453	0										
2068	2,056,923	2.73	1,024,810	512,405	512,405	0	0	128,101	384,304	0	0	732,191	50,965,462	6,632,401	58,350,854	0										
2069	2,068,402	2.73	1,030,529	515,265	515,265	0	0	128,816	386,449	0	0	733,392	51,500,111	6,632,401	59,107,255	0										
2070	2,079,944	2.73	1,036,280	518,140	518,140	0	0	129,535	388,605	0	0	734,604	52,036,305	6,632,401	59,864,656	0										
2071	2,079,944	2.73	1,036,280	518,140	518,140	0	0	129,535	388,605	0	0	734,604	52,036,305	6,632,401	59,864,656	0										
2072	2,079,944	2.73	1,036,280	518,140	518,140	0	0	129,535	388,605	0	0	734,604	52,036,305	6,632,401	59,864,656	0										
2073	2,079,944	2.73	1,036,280	518,140	518,140	0	0	129,535	388,605	0	0	734,604	52,036,305	6,632,401	59,864,656	0										
2074	2,079,944	2.73	1,036,280	518,140	518,140	0	0	129,535	388,605	0																

**Solid Waste Authority of Palm Beach County
Landfill Depletion Model
Table 1: Estimated Class 1 Landfill Depletion**

Class 1 Waste Generation				Palm Beach Renewable Energy Facility No. 1 (RDF)							Palm Beach Renewable Energy Facility No. 2 (Mass Burn)										Class 1 Landfill Consumption					
Fiscal Year	Population	Per Capita Generation	Class 1 Waste Generation	Class 1 Recycled	Class 1 to Disposal	Class 3 Diverted to Class 1	RDF Plant Delivered Waste	RDF Plant Unproc.	RDF Plant Process Waste	RDF Process Residue	RDF Ash	Uncombursted Waste after REF1	Uncombursted Waste Delivered to Mass Burn	Delivered to Mass Burn	Uncombursted Residue	RDF Unproc. Delivered to Mass Burn	Uncombursted RDF Unproc.	Vegetation Delivered to Mass Burn	Uncombursted Vegetation	Uncombursted Mass Burn	Mass Burn Ash	Uncombursted Waste after REF2	Class 1 Tons Landfilled	Class 1 Volume Consumed	Class 1 Cubic Yards Remaining	
Total Estimated Volume to +160 NGVD																										41,286,839
Volume Depleted Through Fiscal Year 2017/2018																										16,948,875
Remaining Volume of Class 1 Landfill																										24,337,964
2019	1,487,392	4.51	1,224,235	97,939	1,126,297	277,896	817,061	22,061	795,000	188,415	124,815	587,132	587,132	0	188,415	14,781	7,280	355,598	0	957,511	248,953	0	569,463	509,898	23,828,066	
2020	1,543,400	4.51	1,270,334	101,627	1,168,707	288,360	817,061	22,061	795,000	188,415	124,815	640,007	640,007	0	188,415	14,781	7,280	345,213	23,776	1,000,000	260,000	0	580,510	516,735	23,309,331	
2021	1,599,148	4.51	1,320,510	103,321	1,188,189	293,140	817,061	22,061	795,000	188,415	124,815	664,295	664,295	0	188,415	14,781	7,280	320,924	54,215	1,000,000	260,000	25,000	605,609	560,567	22,748,764	
2022	1,655,285	4.51	1,373,029	105,043	1,267,986	298,054	817,061	22,061	795,000	188,415	124,815	688,989	688,989	0	188,415	14,781	7,280	296,230	85,162	1,000,000	260,000	99,351	679,861	684,321	22,064,443	
2023	1,621,877	4.51	1,334,927	106,794	1,228,133	303,022	817,061	22,061	795,000	188,415	124,815	714,094	714,094	0	188,415	14,781	7,280	271,125	116,625	1,000,000	260,000	101,007	681,517	687,001	21,377,362	
2024	1,648,913	4.51	1,357,179	108,574	1,248,605	308,074	817,061	22,061	795,000	188,415	124,815	739,618	739,618	0	188,415	14,781	7,280	245,601	148,613	1,000,000	260,000	102,691	683,201	689,887	20,687,474	
2025	1,676,400	4.51	1,379,803	110,384	1,269,419	313,209	817,061	22,061	795,000	188,415	124,815	765,567	765,567	0	188,415	14,781	7,280	219,652	181,133	1,000,000	260,000	104,361	684,913	692,740	19,994,734	
2026	1,702,344	4.51	1,401,157	112,093	1,289,065	318,056	817,061	22,061	795,000	188,415	124,815	791,060	791,060	0	188,415	14,781	7,280	195,159	211,829	1,000,000	260,000	106,019	686,529	695,433	19,299,301	
2027	1,728,690	4.51	1,422,842	113,827	1,309,014	322,979	817,061	22,061	795,000	188,415	124,815	814,933	814,933	0	188,415	14,781	7,280	170,287	243,000	1,000,000	260,000	107,660	688,170	698,168	18,601,133	
2028	1,755,444	4.51	1,444,862	115,589	1,329,273	327,977	817,061	22,061	795,000	188,415	124,815	840,190	840,190	0	188,415	14,781	7,280	145,030	274,653	1,000,000	260,000	109,326	689,836	700,945	17,900,188	
2029	1,782,612	4.51	1,467,223	117,378	1,349,845	333,053	817,061	22,061	795,000	188,415	124,815	865,838	865,838	0	188,415	14,781	7,280	119,281	306,796	1,000,000	260,000	111,018	691,528	703,765	17,196,427	
2030	1,810,200	4.51	1,489,930	119,194	1,370,736	338,208	817,061	22,061	795,000	188,415	124,815	891,270	891,270	0	188,415	14,781	7,280	93,336	339,437	1,000,000	260,000	112,736	693,246	706,628	16,489,794	
2031	1,838,973	4.51	1,510,320	120,826	1,389,494	342,836	817,061	22,061	795,000	188,415	124,815	915,270	915,270	0	188,415	14,781	7,280	69,950	368,747	1,000,000	260,000	114,279	694,789	709,200	15,780,595	
2032	1,868,084	4.51	1,530,989	122,479	1,408,510	347,528	817,061	22,061	795,000	188,415	124,815	938,977	938,977	0	188,415	14,781	7,280	46,243	398,457	1,000,000	260,000	115,843	696,353	711,806	15,068,788	
2033	1,898,540	4.51	1,551,940	124,155	1,427,785	352,284	817,061	22,061	795,000	188,415	124,815	963,008	963,008	0	188,415	14,781	7,280	22,211	428,574	1,000,000	260,000	117,428	697,938	714,448	14,354,340	
2034	1,931,343	4.51	1,573,179	125,884	1,447,325	357,105	817,061	22,061	795,000	188,415	124,815	987,368	987,368	0	188,415	14,781	7,280	0	456,954	1,000,000	260,000	119,035	701,694	720,709	13,633,631	
2035	1,937,500	4.51	1,594,708	127,577	1,467,131	361,992	829,123	22,386	806,736	191,197	126,658	1,000,000	1,000,000	0	191,197	0	22,386	0	463,208	1,000,000	260,000	120,664	720,904	749,427	12,884,204	
2036	1,961,060	4.51	1,614,099	129,128	1,484,972	366,393	839,671	22,671	817,000	193,629	128,269	1,000,000	1,000,000	0	193,629	0	22,671	0	468,840	1,000,000	260,000	122,325	738,394	775,972	12,108,512	
2037	1,984,907	4.51	1,633,727	130,698	1,503,029	370,849	839,671	22,671	817,000	193,629	128,269	1,034,206	1,000,000	0	193,629	0	22,671	0	474,542	1,000,000	260,000	124,021	762,392	815,688	11,292,824	
2038	2,009,480	4.51	1,653,393	132,287	1,521,103	375,268	839,671	22,671	817,000	193,629	128,269	1,056,993	1,000,000	0	193,629	0	22,671	0	480,312	1,000,000	260,000	125,712	786,681	856,171	10,346,653	
2039	2,034,473	4.51	1,673,701	133,896	1,539,805	379,923	839,671	22,671	817,000	193,629	128,269	1,080,056	1,000,000	0	193,629	0	22,671	0	486,153	1,000,000	260,000	127,497	811,266	897,146	9,539,507	
2040	2,058,200	4.51	1,694,053	135,524	1,558,529	384,543	839,671	22,671	817,000	193,629	128,269	1,103,400	1,000,000	0	193,629	0	22,671	0	492,064	1,000,000	260,000	129,381	836,150	938,619	8,600,889	
2041	2,082,028	4.51	1,712,842	137,027	1,575,815	388,808	839,671	22,671	817,000	193,629	128,269	1,124,951	1,000,000	0	193,629	0	22,671	0	497,522	1,000,000	260,000	131,354	859,123	975,907	7,623,982	
2042	2,106,480	4.51	1,731,840	138,547	1,592,292	393,120	839,671	22,671	817,000	193,629	128,269	1,146,741	1,000,000	0	193,629	0	22,671	0	503,040	1,000,000	260,000	133,316	882,350	1,015,619	6,608,363	
2043	2,127,446	4.51	1,751,048	140,084	1,610,964	397,480	839,671	22,671	817,000	193,629	128,269	1,168,773	1,000,000	0	193,629	0	22,671	0	508,619	1,000,000	260,000	135,266	905,835	1,054,716	5,553,602	
2044	2,151,042	4.51	1,770,469	141,638	1,628,832	401,889	839,671	22,671	817,000	193,629	128,269	1,191,049	1,000,000	0	193,629	0	22,671	0	514,260	1,000,000	260,000	137,212	929,581	1,094,337	4,459,265	
2045	2,174,900	4.51	1,790,106	143,208	1,646,892	406,346	839,671	22,671	817,000	193,629	128,269	1,213,572	1,000,000	0	193,629	0	22,671	0	519,964	1,000,000	260,000	139,161	953,590	1,134,352	3,324,913	
2046	2,199,153	4.51	1,809,816	144,788	1,665,028	410,828	839,671	22,671	817,000	193,629	128,269	1,236,220	1,000,000	0	193,629	0	22,671	0	525,700	1,000,000	260,000	141,109	977,732	1,174,558	2,150,325	
2047	2,223,144	4.51	1,829,814	146,385	1,683,429	415,360	839,671	22,671	817,000	193,629	128,269	1,259,117	1,000,000	0	193,629	0	22,671	0	531,498	1,000,000	260,000	143,057	1,002,140	1,215,268	935,057	
2048	2,247,465	4.51	1,849,997	148,000	1,701,997	419,941	839,671	22,671	817,000	193,629	128,269	1,282,267	1,000,000	0	193,629	0	22,671	0	537,361	1,000,000	260,000	145,002	1,026,817	1,256,397	0	
2049	2,272,457	4.51	1,870,403	149,632	1,720,771	424,573	839,671	22,671	817,000	193,629	128,269	1,305,673	1,000,000	0	193,629	0	22,671	0	543,288	1,000,000	260,000	147,047	1,051,766	1,297,979	0	
2050	2,297,523	4.51	1,891,034	151,283	1,739,251	429,256	839,671	22,671	817,000	193,629	128,269	1,329,336	1,000,000	0	193,629	0	22,671	0	549,280	1,000,000	260,000	149,092	1,076,991	1,340,020	0	
2051	2,322,865	4.51	1,911,892	152,951	1,758,941	433,991	839,671	22,671	817,000	193,629	128,269	1,353,261	1,000,000	0	193,629	0	22,671	0	555,339	1,000,000	260,000	151,137	1,102,494	1,382,525	0	
2052	2,348,487	4.51	1,932,881	154,638	1,778,342	438,778	839,671	22,671	817,000	193,629	128,269	1,377,449	1,000,000	0	193,629	0	22,671	0	561,464	1,000,000	260,000	153,182	1,128,278	1,425,498	0	
2053	2,374,391	4.51	1,954,302	156,344	1,797,958	443,618	839,671	22,671	817,000	193,629	128,269	1,401,904	1,000,000	0	193,629	0	22,671	0	567,658	1,000,000	260,000	155,227	1,154,346	1,468,945	0	
2054	2,400,581	4.51	1,975,858	158,069	1,817,789	448,511	839,671	22,671	817,000	193,629	128,269	1,426,629	1,000,000	0	193,629	0	22,671	0	573,919	1,000,000	260,000	157,272	1,180,702	1,512,872	0	
2055	2,427,060	4.51	1,997,652	159,812	1,837,840	453,458	839,671	22,671	817,000	193,629	128,269	1,451,627	1,000,000	0	193,629	0	22,671	0	580,249	1,000,000	260,000	159,317	1,207,349	1,557,283	0	
2056	2,453,831	4.51	2,019,687	161,575	1,858,112	458,460	839,671	22,671	817,000	193,629	128,269	1,476,901	1,000,000	0	193,629	0	22,671	0	586,650	1,000,000	260,000	161,362	1,234,29			

**Solid Waste Authority of Palm Beach County
Landfill Depletion Model
Table 2: Estimated Class 3 Landfill Depletion and Total Landfill Depletion**

Fiscal Year	Class 3 Waste Generation							Class 3 Landfill Consumption				Total Landfill Consumption					
	Population	Per Capita Generation	Class 3 Waste Generation	Class 3 Recycled	Class 3 to Disposal	RDF Unproc.	RDF Ash and Residue	Class 3 Non-Burnable	Class 3 Diverted to REF2	Class 3 Tons Landfilled	Class 3 Volume Landfilled	Class 3 Volume Remaining	Total Volume Landfilled	Cumulative Class 1 Volume Depleted	Cumulative Class 3 Volume Depleted	Cumulative Volume Depleted	Landfill Volume Remaining
Total Estimated Volume to +160 NGVD												6,632,401				47,919,240	
Volume Depleted Through Fiscal Year 2017/2018												6,288,486				23,237,361	
Remaining Volume of Class 3 and Total Landfill												343,915				24,681,879	
2019	1,487,392	2.73	741,056	370,528	370,528	0	0	92,632	277,896	92,632	121,884	222,031	631,782	17,458,773	6,410,370	23,869,143	24,050,097
2020	1,543,400	2.73	768,960	384,480	384,480	0	0	96,120	288,360	96,120	126,474	95,557	645,209	17,977,508	6,536,844	24,514,352	23,404,888
2021	1,569,126	2.73	781,779	390,889	390,889	0	0	97,722	293,167	97,722	131,802	95,557	656,134	18,538,075	6,632,401	25,170,476	22,748,764
2022	1,595,285	2.73	794,811	397,405	397,405	0	0	99,351	298,054	99,351	137,176	95,557	667,059	19,154,306	6,739,802	25,894,108	22,064,443
2023	1,621,877	2.73	808,060	404,030	404,030	0	0	101,007	303,022	101,007	142,500	95,557	677,984	19,741,281	6,840,353	26,581,634	21,377,362
2024	1,648,913	2.73	821,530	410,765	410,765	0	0	102,691	308,074	102,691	147,923	95,557	688,909	20,329,206	6,941,304	27,270,510	20,687,474
2025	1,676,400	2.73	835,224	417,612	417,612	0	0	104,403	313,206	104,403	153,346	95,557	699,834	20,918,131	7,042,255	27,960,386	19,994,734
2026	1,702,344	2.73	848,151	424,075	424,075	0	0	106,119	318,356	106,119	158,769	95,557	710,759	21,507,060	7,143,206	28,650,266	19,299,301
2027	1,728,690	2.73	861,277	430,638	430,638	0	0	107,860	323,519	107,860	164,192	95,557	721,684	22,106,385	7,244,157	29,340,542	18,601,133
2028	1,755,444	2.73	874,606	437,303	437,303	0	0	109,626	328,694	109,626	169,615	95,557	732,609	22,715,710	7,345,108	30,021,818	17,900,188
2029	1,782,612	2.73	888,142	444,071	444,071	0	0	111,418	333,878	111,418	175,038	95,557	743,534	23,335,035	7,446,059	30,703,093	17,196,423
2030	1,810,206	2.73	901,887	450,943	450,943	0	0	113,226	339,072	113,226	180,461	95,557	754,459	23,964,360	7,547,010	31,384,368	16,489,794
2031	1,838,973	2.73	914,229	457,115	457,115	0	0	114,279	344,276	114,279	185,884	95,557	765,384	24,603,685	7,647,961	32,065,643	15,780,595
2032	1,868,084	2.73	926,740	463,370	463,370	0	0	115,843	349,480	115,843	191,307	95,557	776,309	25,260,010	7,748,912	32,746,918	15,068,788
2033	1,898,540	2.73	939,423	469,711	469,711	0	0	117,428	354,694	117,428	196,730	95,557	787,234	25,927,335	7,849,863	33,428,193	14,354,340
2034	1,919,343	2.73	952,279	476,139	476,139	0	0	119,035	359,928	119,035	202,153	95,557	798,159	26,604,660	7,950,814	34,109,468	13,633,631
2035	1,937,500	2.73	965,311	482,655	482,655	0	0	120,664	365,182	120,664	207,576	95,557	809,084	27,292,985	8,051,765	34,790,743	12,912,824
2036	1,961,060	2.73	977,049	488,525	488,525	0	0	122,313	370,436	122,313	213,000	95,557	820,009	27,992,310	8,152,716	35,472,018	12,198,512
2037	1,984,907	2.73	988,930	494,465	494,465	0	0	123,976	375,690	123,976	218,423	95,557	830,934	28,701,635	8,253,667	36,153,303	11,484,205
2038	2,009,043	2.73	1,000,955	500,478	500,478	0	0	125,654	380,954	125,654	223,846	95,557	841,859	29,420,960	8,354,618	36,834,578	10,769,890
2039	2,033,473	2.73	1,013,127	506,564	506,564	0	0	126,441	379,923	126,441	229,269	95,557	852,784	29,140,285	8,455,569	37,515,853	10,055,077
2040	2,058,200	2.73	1,025,447	512,723	512,723	0	0	128,181	384,543	128,181	234,692	95,557	863,709	29,869,610	8,556,520	38,207,128	9,340,262
2041	2,081,028	2.73	1,036,820	518,410	518,410	0	0	129,603	388,808	129,603	240,115	95,557	874,634	30,608,935	8,657,471	38,908,403	8,625,982
2042	2,104,343	2.73	1,048,320	524,160	524,160	0	0	131,040	393,126	131,040	245,538	95,557	885,559	31,358,260	8,758,422	39,609,678	7,911,267
2043	2,127,446	2.73	1,059,947	529,973	529,973	0	0	132,493	397,480	132,493	250,961	95,557	896,484	32,117,585	8,859,373	40,310,953	7,196,452
2044	2,151,042	2.73	1,071,703	535,852	535,852	0	0	133,952	401,834	133,952	256,384	95,557	907,409	32,886,910	8,960,324	41,012,228	6,481,227
2045	2,174,900	2.73	1,083,590	541,795	541,795	0	0	135,426	406,340	135,426	261,807	95,557	918,334	33,666,235	9,061,275	41,713,503	5,766,002
2046	2,198,880	2.73	1,095,542	547,771	547,771	0	0	136,915	410,896	136,915	267,230	95,557	929,259	34,455,560	9,162,226	42,414,778	5,050,777
2047	2,223,144	2.73	1,107,626	553,813	553,813	0	0	138,419	415,482	138,419	272,653	95,557	940,184	35,254,885	9,263,177	43,116,053	4,335,502
2048	2,247,665	2.73	1,119,843	559,922	559,922	0	0	139,938	419,941	139,938	278,076	95,557	951,109	36,064,210	9,364,128	43,817,328	3,620,227
2049	2,272,457	2.73	1,132,195	566,098	566,098	0	0	141,524	424,573	141,524	283,500	95,557	962,034	36,883,535	9,465,079	44,518,603	2,904,952
2050	2,297,523	2.73	1,144,683	572,342	572,342	0	0	143,085	429,256	143,085	288,923	95,557	972,959	37,712,860	9,566,030	45,219,878	2,189,677
2051	2,322,865	2.73	1,157,309	578,655	578,655	0	0	144,664	433,991	144,664	294,346	95,557	983,884	38,552,185	9,666,981	45,921,153	1,474,402
2052	2,348,487	2.73	1,170,075	585,037	585,037	0	0	146,259	438,778	146,259	300,769	95,557	994,809	39,402,510	9,767,932	46,622,428	70,000
2053	2,374,391	2.73	1,182,981	591,490	591,490	0	0	147,873	443,618	147,873	307,192	95,557	1,005,734	40,272,835	9,868,883	47,323,703	0
2054	2,400,581	2.73	1,196,029	598,015	598,015	0	0	149,504	448,511	149,504	313,615	95,557	1,016,659	41,164,160	9,970,834	48,045,003	0
2055	2,427,060	2.73	1,209,222	604,611	604,611	0	0	151,153	453,458	151,153	320,038	95,557	1,027,584	42,077,485	10,072,785	48,766,278	0
2056	2,453,831	2.73	1,222,560	611,280	611,280	0	0	152,820	458,460	152,820	326,461	95,557	1,038,509	43,000,810	10,174,736	49,487,553	0
2057	2,480,897	2.73	1,236,045	618,022	618,022	0	0	154,506	463,517	154,506	332,884	95,557	1,049,434	43,935,135	10,276,687	50,208,828	0
2058	2,508,262	2.73	1,249,679	624,839	624,839	0	0	156,210	468,629	156,210	339,307	95,557	1,060,359	44,881,460	10,378,638	50,930,103	0
2059	2,535,928	2.73	1,263,463	631,731	631,731	0	0	157,933	473,799	157,933	345,730	95,557	1,071,284	45,838,785	10,480,589	51,651,378	0
2060	2,563,900	2.73	1,277,399	638,699	638,699	0	0	159,675	479,025	159,675	352,153	95,557	1,082,209	46,807,110	10,582,540	52,372,653	0
2061	2,592,180	2.73	1,291,489	645,744	645,744	0	0	161,436	484,308	161,436	358,576	95,557	1,093,134	47,786,435	10,684,491	53,093,928	0
2062	2,620,772	2.73	1,305,734	652,867	652,867	0	0	163,217	489,650	163,217	365,000	95,557	1,104,059	48,776,760	10,786,442	53,815,203	0
2063	2,649,680	2.73	1,320,137	660,068	660,068	0	0	165,017	495,051	165,017	371,423	95,557	1,115,084	49,778,085	10,888,393	54,536,478	0
2064	2,678,906	2.73	1,334,698	667,349	667,349	0	0	166,837	500,512	166,837	377,846	95,557	1,126,109	50,791,410	10,990,344	55,257,753	0
2065	2,708,455	2.73	1,349,420	674,710	674,710	0	0	168,678	506,034	168,678	384,269	95,557	1,137,134	51,815,735	11,092,295	55,979,028	0
2066	2,738,330	2.73	1,364,304	682,152	682,152	0	0	170,539	511,614	170,539	390,692	95,557	1,148,159	52,851,060	11,194,246	56,700,303	0
2067	2,768,534	2.73	1,379,353	689,676	689,676	0	0	172,419	517,255	172,419	397,115	95,557	1,159,184	53,897,385	11,296,197	57,421,578	0
2068	2,799,072	2.73	1,394,567	697,284	697,284	0	0	174,321	522,956	174,321	403,538	95,557	1,170,209	54,954,710	11,398,148	58,142,853	0
2069	2,829,946	2.73	1,409,950	704,975	704,975	0											

**Solid Waste Authority of Palm Beach County
Landfill Depletion Model
Table 1: Estimated Class 1 Landfill Depletion**

Class 1 Waste Generation					Palm Beach Renewable Energy Facility No. 1 (RDF)							Palm Beach Renewable Energy Facility No. 2 (Mass Burn)										Class 1 Landfill Consumption			
Fiscal Year	Population	Per Capita Generation	Class 1 Waste Generation	Class 1 Recycled	Class 1 to Disposal	Class 3 Diverted to Class 1	RDF Plant Delivered Waste	RDF Plant Unproc.	RDF Plant Processible Waste	RDF Process Residue	RDF Ash	Uncombursted Waste after REF1	Uncombursted Waste Delivered to Mass Burn	Delivered to Mass Burn	Uncombursted Residue	RDF Unproc. Delivered to Mass Burn	Uncombursted RDF Unproc.	Vegetation Delivered to Mass Burn	Uncombursted Vegetation	Mass Burn Plant Processible	Mass Burn Ash	Uncombursted Waste after REF2	Class 1 Tons Landfilled	Class 1 Volume Consumed	Class 1 Cubic Yards Remaining
Total Estimated Volume to +160 NGVD																									41,286,839
Volume Depleted Through Fiscal Year 2017/2018																									16,948,875
Remaining Volume of Class 1 Landfill																									24,337,964
2019	1,453,074	4.51	1,195,989	95,679	1,100,310	271,484	817,061	22,061	795,000	188,415	124,815	554,733	554,733	0	188,415	14,781	7,280	347,394	0	916,907	238,396	0	558,906	501,452	23,836,512
2020	1,473,000	4.56	1,224,513	97,961	1,126,552	277,959	817,061	22,061	795,000	188,415	124,815	587,451	587,451	0	188,415	14,781	7,280	352,157	0	954,389	248,141	0	568,651	509,248	23,327,264
2021	1,489,936	4.60	1,250,970	100,078	1,150,892	283,965	817,061	22,061	795,000	188,415	124,815	617,797	617,797	0	188,415	14,781	7,280	356,204	0	988,782	257,803	0	594,020	543,781	22,783,483
2022	1,507,947	4.65	1,277,999	102,240	1,175,759	289,988	817,061	22,061	795,000	188,415	124,815	647,486	647,486	0	188,415	14,781	7,280	357,733	22,564	1,000,000	260,000	96,263	699,337	716,900	22,066,703
2023	1,524,365	4.69	1,305,611	104,449	1,201,163	292,106	817,061	22,061	795,000	188,415	124,815	676,208	676,208	0	188,415	14,781	7,280	309,011	55,427	1,000,000	260,000	97,369	773,305	773,305	21,293,308
2024	1,541,882	4.74	1,333,821	106,706	1,227,115	295,463	817,061	22,061	795,000	188,415	124,815	705,517	705,517	0	188,415	14,781	7,280	279,702	88,923	1,000,000	260,000	98,488	767,921	831,087	20,462,221
2025	1,559,600	4.79	1,362,639	109,011	1,253,628	298,858	817,061	22,061	795,000	188,415	124,815	735,426	735,426	0	188,415	14,781	7,280	249,794	123,068	1,000,000	260,000	99,584	803,197	889,881	19,572,340
2026	1,574,664	4.84	1,389,561	111,165	1,278,396	301,745	817,061	22,061	795,000	188,415	124,815	763,081	763,081	0	188,415	14,781	7,280	222,139	154,324	1,000,000	260,000	100,582	835,416	943,579	18,628,761
2027	1,589,878	4.88	1,417,014	113,361	1,303,653	304,660	817,061	22,061	795,000	188,415	124,815	791,253	791,253	0	188,415	14,781	7,280	193,967	186,133	1,000,000	260,000	101,553	868,197	998,213	17,630,548
2028	1,605,236	4.93	1,445,010	115,601	1,329,409	307,603	817,061	22,061	795,000	188,415	124,815	819,952	819,952	0	188,415	14,781	7,280	165,268	218,504	1,000,000	260,000	102,534	901,549	1,053,800	16,576,748
2029	1,620,743	4.98	1,473,588	117,885	1,355,674	310,575	817,061	22,061	795,000	188,415	124,815	849,188	849,188	0	188,415	14,781	7,280	136,031	251,448	1,000,000	260,000	103,525	935,483	1,110,357	15,466,992
2030	1,636,400	5.03	1,502,671	120,214	1,382,458	313,575	817,061	22,061	795,000	188,415	124,815	878,916	878,916	0	188,415	14,781	7,280	106,247	284,975	1,000,000	260,000	104,526	970,010	1,167,902	14,298,489
2031	1,652,984	5.08	1,529,981	122,598	1,407,583	316,113	817,061	22,061	795,000	188,415	124,815	906,635	906,635	0	188,415	14,781	7,280	78,584	315,804	1,000,000	260,000	105,531	1,001,685	1,220,694	13,077,795
2032	1,669,995	5.13	1,557,787	124,623	1,433,164	318,671	817,061	22,061	795,000	188,415	124,815	934,775	934,775	0	188,415	14,781	7,280	50,444	347,136	1,000,000	260,000	106,544	1,033,870	1,274,336	11,803,459
2033	1,676,454	5.18	1,586,099	126,888	1,459,211	321,251	817,061	22,061	795,000	188,415	124,815	963,401	963,401	0	188,415	14,781	7,280	21,818	378,980	1,000,000	260,000	107,084	1,066,673	1,328,841	10,474,618
2034	1,692,022	5.24	1,614,925	129,194	1,485,731	323,860	817,061	22,061	795,000	188,415	124,815	992,521	992,521	0	188,415	14,781	7,280	404,042	1,000,000	260,000	260,000	107,950	1,099,804	1,384,225	9,090,393
2035	1,703,700	5.29	1,644,275	131,542	1,512,733	326,472	839,205	22,659	816,546	193,521	128,198	1,000,000	1,000,000	(0)	193,521	(0)	22,659	0	407,312	1,000,000	260,000	108,824	1,120,514	1,412,685	7,477,708
2036	1,714,814	5.34	1,671,552	133,724	1,537,828	328,601	839,671	22,671	817,000	193,629	128,269	1,000,000	1,000,000	0	193,629	0	22,671	0	409,969	1,000,000	260,000	109,629	1,150,830	1,463,085	6,214,623
2037	1,726,001	5.39	1,699,281	135,942	1,563,338	330,745	839,671	22,671	817,000	193,629	128,269	1,054,412	1,000,000	0	193,629	0	22,671	0	412,644	1,000,000	260,000	110,440	1,181,873	1,514,823	4,699,800
2038	1,737,249	5.44	1,727,469	138,198	1,589,271	332,902	839,671	22,671	817,000	193,629	128,269	1,082,503	1,000,000	0	193,629	0	22,671	0	415,335	1,000,000	260,000	111,471	1,213,375	1,567,337	3,122,473
2039	1,748,593	5.50	1,748,593	140,490	1,608,103	335,074	839,671	22,671	817,000	193,629	128,269	1,111,039	1,000,000	0	193,629	0	22,671	0	418,045	1,000,000	260,000	112,500	1,245,344	1,620,609	1,511,864
2040	1,760,000	5.54	1,779,448	142,356	1,637,092	337,260	839,671	22,671	817,000	193,629	128,269	1,134,861	1,000,000	0	193,629	0	22,671	0	420,772	1,000,000	260,000	113,527	1,272,442	1,665,772	0
2041	1,769,849	5.54	1,789,406	143,152	1,646,254	339,147	839,671	22,671	817,000	193,629	128,269	1,145,730	1,000,000	0	193,629	0	22,671	0	423,127	1,000,000	260,000	114,559	1,286,475	1,689,160	0
2042	1,779,420	5.54	1,799,420	143,954	1,655,466	341,045	839,671	22,671	817,000	193,629	128,269	1,156,840	1,000,000	0	193,629	0	22,671	0	425,495	1,000,000	260,000	115,596	1,298,000	1,712,678	0
2043	1,789,713	5.54	1,809,489	144,759	1,664,730	342,954	839,671	22,671	817,000	193,629	128,269	1,168,013	1,000,000	0	193,629	0	22,671	0	427,876	1,000,000	260,000	116,633	1,311,776	1,736,328	0
2044	1,799,729	5.54	1,819,616	145,569	1,674,046	344,873	839,671	22,671	817,000	193,629	128,269	1,179,248	1,000,000	0	193,629	0	22,671	0	430,270	1,000,000	260,000	117,674	1,324,045	1,760,110	0
2045	1,809,800	5.54	1,829,798	146,384	1,683,414	346,803	839,671	22,671	817,000	193,629	128,269	1,190,546	1,000,000	0	193,629	0	22,671	0	432,678	1,000,000	260,000	118,719	1,343,934	1,784,026	0
2046	1,819,829	5.54	1,839,829	147,201	1,692,628	348,738	839,671	22,671	817,000	193,629	128,269	1,201,876	1,000,000	0	193,629	0	22,671	0	435,092	1,000,000	260,000	119,774	1,357,704	1,808,008	0
2047	1,830,056	5.54	1,850,278	148,022	1,702,255	350,684	839,671	22,671	817,000	193,629	128,269	1,213,269	1,000,000	0	193,629	0	22,671	0	437,521	1,000,000	260,000	120,844	1,372,253	1,832,124	0
2048	1,840,248	5.54	1,860,603	148,848	1,712,755	352,641	839,671	22,671	817,000	193,629	128,269	1,224,725	1,000,000	0	193,629	0	22,671	0	439,962	1,000,000	260,000	121,927	1,386,804	1,856,374	0
2049	1,850,538	5.54	1,870,986	149,679	1,723,307	354,609	839,671	22,671	817,000	193,629	128,269	1,236,246	1,000,000	0	193,629	0	22,671	0	442,417	1,000,000	260,000	123,024	1,401,435	1,880,760	0
2050	1,860,865	5.54	1,881,427	150,514	1,733,913	356,588	839,671	22,671	817,000	193,629	128,269	1,247,830	1,000,000	0	193,629	0	22,671	0	444,886	1,000,000	260,000	124,133	1,416,148	1,905,282	0
2051	1,871,249	5.54	1,891,927	151,354	1,744,573	358,578	839,671	22,671	817,000	193,629	128,269	1,259,480	1,000,000	0	193,629	0	22,671	0	447,369	1,000,000	260,000	125,256	1,430,944	1,929,941	0
2052	1,881,692	5.54	1,902,485	152,199	1,755,286	360,579	839,671	22,671	817,000	193,629	128,269	1,271,194	1,000,000	0	193,629	0	22,671	0	449,865	1,000,000	260,000	126,391	1,445,822	1,954,738	0
2053	1,892,193	5.54	1,913,101	153,048	1,766,053	362,591	839,671	22,671	817,000	193,629	128,269	1,282,974	1,000,000	0	193,629	0	22,671	0	452,376	1,000,000	260,000	127,537	1,460,782	1,979,673	0
2054	1,902,752	5.54	1,923,777	153,902	1,776,875	364,615	839,671	22,671	817,000	193,629	128,269	1,294,819	1,000,000	0	193,629	0	22,671	0	454,900	1,000,000	260,000	128,694	1,475,827	2,004,747	0
2055	1,913,370	5.54	1,934,513	154,761	1,787,752	366,650	839,671	22,671	817,000	193,629	128,269	1,306,731	1,000,000	0	193,629	0	22,671	0	457,439	1,000,000	260,000	129,861	1,490,958	2,029,961	0
2056	1,924,048	5.54	1,945,309	155,625	1,798,684	368,696	839,671	22,671	817,000	193,629	128,269	1,318,709	1,000,000	0	193,629	0	22,671	0	459,992	1,000,000	260,000	131,037	1,506,168	2,055,315	0

**Solid Waste Authority of Palm Beach County
Landfill Depletion Model
Table 2: Estimated Class 3 Landfill Depletion and Total Landfill Depletion**

Fiscal Year	Population	Per Capita Generation	Class 3 Waste Generation						Class 3 Landfill Consumption				Total Landfill Consumption								
			Class 3 Waste Generation	Class 3 Recycled	Class 3 to Disposal	RDF Unproc.	RDF Ash and Residue	Class 3 Non-Burnable	Class 3 Diverted to REF2	Class 3 Tons Landfilled	Class 3 Volume Landfilled	Class 3 Volume Remaining	Total Volume Landfilled	Cumulative Class 1 Volume Depleted	Cumulative Class 3 Volume Depleted	Cumulative Volume Depleted	Landfill Volume Remaining				
Total Estimated Volume to +160 NGVD											6,632,401										47,919,240
Volume Depleted Through Fiscal Year 2017/2018											6,288,486										23,237,361
Remaining Volume of Class 3 and Total Landfill											343,915										24,681,879
2019	1,453,074	2.73	723,958	361,979	361,979	0	0	90,495	271,484	90,495	119,072	224,843	620,524	17,450,327	6,407,558	23,857,885	24,061,355				
2020	1,473,000	2.76	741,224	370,612	370,612	0	0	92,653	277,959	92,653	121,912	102,931	631,160	17,999,575	6,529,470	24,489,045	23,430,195				
2021	1,489,926	2.78	757,229	378,620	378,620	0	0	94,655	283,965	94,655	78,228	0	646,712	18,503,356	6,632,401	25,135,757	22,783,483				
2022	1,507,047	2.80	770,101	385,051	385,051	0	0	96,263	288,788	96,263	0	0	716,780	19,220,136	6,632,401	25,852,537	22,066,703				
2023	1,524,365	2.80	778,951	389,475	389,475	0	0	97,369	292,106	97,369	0	0	773,394	19,993,531	6,632,401	26,625,932	21,293,308				
2024	1,541,882	2.80	787,902	393,951	393,951	0	0	98,488	295,463	98,488	0	0	831,087	20,824,618	6,632,401	27,457,019	20,462,221				
2025	1,559,600	2.80	796,956	398,478	398,478	0	0	99,619	298,979	99,619	0	0	889,881	21,714,499	6,632,401	28,346,900	19,572,340				
2026	1,574,666	2.80	804,654	402,327	402,327	0	0	100,582	301,745	100,582	0	0	943,579	22,658,078	6,632,401	29,290,479	18,628,761				
2027	1,589,878	2.80	812,428	406,214	406,214	0	0	101,553	304,660	101,553	0	0	998,213	23,656,291	6,632,401	30,288,692	17,630,548				
2028	1,605,236	2.80	820,276	410,138	410,138	0	0	102,534	307,603	102,534	0	0	1,053,800	24,710,091	6,632,401	31,342,492	16,576,748				
2029	1,620,743	2.80	828,200	414,100	414,100	0	0	103,525	310,575	103,525	0	0	1,110,357	25,820,447	6,632,401	32,452,848	15,466,992				
2030	1,636,400	2.80	836,200	418,100	418,100	0	0	104,526	313,526	104,526	0	0	1,167,902	26,988,350	6,632,401	33,620,751	14,298,489				
2031	1,649,644	2.80	842,968	421,484	421,484	0	0	105,571	316,113	105,571	0	0	1,220,694	28,209,044	6,632,401	34,841,445	13,077,795				
2032	1,662,995	2.80	849,790	424,895	424,895	0	0	106,224	318,671	106,224	0	0	1,274,336	29,483,379	6,632,401	36,115,780	11,803,459				
2033	1,676,454	2.80	856,668	428,334	428,334	0	0	107,084	321,251	107,084	0	0	1,328,841	30,812,220	6,632,401	37,444,621	10,474,618				
2034	1,690,022	2.80	863,601	431,801	431,801	0	0	107,950	323,860	107,950	0	0	1,384,225	32,196,446	6,632,401	38,828,847	9,090,993				
2035	1,703,700	2.80	870,591	435,295	435,295	0	0	108,824	326,472	108,824	0	0	1,441,685	33,609,131	6,632,401	40,241,532	7,677,708				
2036	1,717,814	2.80	876,270	438,135	438,135	0	0	109,534	328,601	109,534	0	0	1,463,085	35,072,216	6,632,401	41,704,617	6,214,623				
2037	1,726,001	2.80	881,966	440,993	440,993	0	0	110,248	330,745	110,248	0	0	1,514,823	36,587,039	6,632,401	43,219,440	4,699,800				
2038	1,735,260	2.80	887,140	443,870	443,870	0	0	110,967	332,902	110,967	0	0	1,567,907	38,154,346	6,632,401	44,786,747	3,132,473				
2039	1,748,593	2.80	893,531	446,766	446,766	0	0	111,691	335,074	111,691	0	0	1,620,699	39,774,775	6,632,401	46,407,376	1,511,864				
2040	1,760,000	2.80	899,360	449,680	449,680	0	0	112,420	337,260	112,420	0	0	1,665,772	41,286,839	6,632,401	47,919,240	0				
2041	1,769,849	2.80	904,393	452,196	452,196	0	0	113,049	339,147	113,049	0	0	1,689,160	41,286,839	6,632,401	47,919,240	0				
2042	1,779,954	2.80	909,654	454,727	454,727	0	0	113,682	341,045	113,682	0	0	1,712,678	41,286,839	6,632,401	47,919,240	0				
2043	1,789,713	2.80	914,543	457,272	457,272	0	0	114,318	342,954	114,318	0	0	1,736,328	41,286,839	6,632,401	47,919,240	0				
2044	1,799,729	2.80	919,661	459,831	459,831	0	0	114,958	344,873	114,958	0	0	1,760,110	41,286,839	6,632,401	47,919,240	0				
2045	1,809,800	2.80	924,808	462,404	462,404	0	0	115,601	346,803	115,601	0	0	1,784,026	41,286,839	6,632,401	47,919,240	0				
2046	1,819,900	2.80	929,969	464,984	464,984	0	0	116,246	348,738	116,246	0	0	1,808,088	41,286,839	6,632,401	47,919,240	0				
2047	1,830,056	2.80	935,158	467,579	467,579	0	0	116,895	350,684	116,895	0	0	1,832,124	41,286,839	6,632,401	47,919,240	0				
2048	1,840,268	2.80	940,377	470,189	470,189	0	0	117,547	352,641	117,547	0	0	1,856,374	41,286,839	6,632,401	47,919,240	0				
2049	1,850,538	2.80	945,625	472,812	472,812	0	0	118,203	354,609	118,203	0	0	1,880,760	41,286,839	6,632,401	47,919,240	0				
2050	1,860,865	2.80	950,902	475,451	475,451	0	0	118,863	356,588	118,863	0	0	1,905,282	41,286,839	6,632,401	47,919,240	0				
2051	1,871,249	2.80	956,208	478,104	478,104	0	0	119,526	358,578	119,526	0	0	1,929,941	41,286,839	6,632,401	47,919,240	0				
2052	1,881,692	2.80	961,545	480,772	480,772	0	0	120,193	360,579	120,193	0	0	1,954,738	41,286,839	6,632,401	47,919,240	0				
2053	1,892,193	2.80	966,910	483,455	483,455	0	0	120,864	362,591	120,864	0	0	1,979,673	41,286,839	6,632,401	47,919,240	0				
2054	1,902,752	2.80	972,306	486,153	486,153	0	0	121,538	364,615	121,538	0	0	2,004,747	41,286,839	6,632,401	47,919,240	0				
2055	1,913,376	2.80	977,732	488,866	488,866	0	0	122,217	366,650	122,217	0	0	2,029,961	41,286,839	6,632,401	47,919,240	0				
2056	1,924,048	2.80	983,188	491,594	491,594	0	0	122,899	368,696	122,899	0	0	2,055,315	41,286,839	6,632,401	47,919,240	0				
2057	1,934,785	2.80	988,675	494,338	494,338	0	0	123,584	370,753	123,584	0	0	2,080,811	41,286,839	6,632,401	47,919,240	0				
2058	1,945,582	2.80	994,192	497,096	497,096	0	0	124,274	372,822	124,274	0	0	2,106,450	41,286,839	6,632,401	47,919,240	0				
2059	1,956,440	2.80	999,741	499,870	499,870	0	0	124,968	374,903	124,968	0	0	2,132,231	41,286,839	6,632,401	47,919,240	0				
2060	1,967,357	2.80	1,005,320	502,660	502,660	0	0	125,665	376,995	125,665	0	0	2,158,157	41,286,839	6,632,401	47,919,240	0				
2061	1,978,336	2.80	1,010,930	505,465	505,465	0	0	126,366	379,099	126,366	0	0	2,184,227	41,286,839	6,632,401	47,919,240	0				
2062	1,989,376	2.80	1,016,571	508,286	508,286	0	0	127,071	381,214	127,071	0	0	2,210,442	41,286,839	6,632,401	47,919,240	0				
2063	2,000,478	2.80	1,022,244	511,122	511,122	0	0	127,781	383,342	127,781	0	0	2,236,804	41,286,839	6,632,401	47,919,240	0				
2064	2,011,642	2.80	1,027,949	513,974	513,974	0	0	128,494	385,481	128,494	0	0	2,263,313	41,286,839	6,632,401	47,919,240	0				
2065	2,022,868	2.80	1,033,685	516,843	516,843	0	0	129,211	387,632	129,211	0	0	2,289,970	41,286,839	6,632,401	47,919,240	0				
2066	2,034,156	2.80	1,039,454	519,727	519,727	0	0	129,932	389,795	129,932	0	0	2,316,775	41,286,839	6,632,401	47,919,240	0				
2067	2,045,508	2.80	1,045,255	522,627	522,627	0	0	130,657	391,970	130,657	0	0	2,343,731	41,286,839	6,632,401	47,919,240	0				
2068	2,056,923	2.80	1,051,088	525,544	525,544	0	0	131,386	394,158	131,386	0	0	2,370,836	41,286,839	6,632,401	47,919,240	0				
2069	2,068,402	2.80	1,056,953	528,477	528,477	0	0	132,119	396,357	132,119	0	0	2,398,093	41,286,839	6,632,401	47,919,240	0				
2070	2,079,944	2.80	1,062,852	531,426	531,426	0	0	132,856	398,569	132,856	0	0	2,425,502	41,286,839	6,632,401	47,919,240	0				
2071	2,079,944	2.80	1,062,852	531,426	531,426	0	0	132,856	398,569	132,856	0	0	2,425,502	41,286,839	6,632,401	4					

**Solid Waste Authority of Palm Beach County
Landfill Depletion Model
Table 1: Estimated Class 1 Landfill Depletion**

Fiscal Year	Class 1 Waste Generation				Palm Beach Renewable Energy Facility No. 1 (RDF)							Palm Beach Renewable Energy Facility No. 2 (Mass Burn)							Class 1 Landfill Consumption						
	Population	Per Capita Generation	Class 1 Waste Generation	Class 1 Recycled	Class 1 to Disposal	Class 3 Diverted to Class 1	RDF Plant Waste	RDF Plant Unproc.	RDF Plant Waste	RDF Process Residue	RDF Ash	Uncombursted Waste after REF1	Uncombursted Waste Delivered to Mass Burn	Residue Delivered to Mass Burn	Uncombursted Residue	RDF Unproc. Delivered to Mass Burn	Uncombursted RDF Unproc.	Vegetation Delivered to Mass Burn	Uncombursted Vegetation	Mass Burn Plant Processible	Mass Burn Ash	Remainung Uncombursted Waste after REF2	Class 1 Tons Landfilled	Class 1 Volume Consumed	Class 1 Cubic Yards Remaining
Total Estimated Volume to +160 NGVD Volume Depleted Through Fiscal Year 2017/2018 Remaining Volume of Class 1 Landfill																									
2019	1,487,392	4.51	1,224,235	97,939	1,126,297	277,896	817,061	22,061	795,000	188,415	124,815	587,132	587,132	0	188,415	14,781	7,280	355,598	0	957,511	248,953	0	569,463	509,898	23,828,066
2020	1,543,400	4.56	1,283,037	102,643	1,180,394	291,244	817,061	22,061	795,000	188,415	124,815	654,577	654,577	0	188,415	14,781	7,280	330,642	38,346	1,000,000	260,000	0	618,856	582,646	23,245,420
2021	1,599,138	4.60	1,337,469	105,398	1,232,071	299,660	817,061	22,061	795,000	188,415	124,815	694,071	694,071	0	188,415	14,781	7,280	319,149	83,991	1,000,000	260,000	28,024	692,525	705,427	22,539,993
2022	1,655,285	4.65	1,392,825	108,226	1,284,599	305,496	817,061	22,061	795,000	188,415	124,815	733,235	733,235	0	188,415	14,781	7,280	251,984	129,408	1,000,000	260,000	101,899	811,817	906,427	21,635,746
2023	1,621,877	4.69	1,389,130	111,130	1,278,000	310,792	817,061	22,061	795,000	188,415	124,815	771,731	771,731	0	188,415	14,781	7,280	213,488	174,262	1,000,000	260,000	107,080	858,370	981,835	20,653,911
2024	1,648,913	4.74	1,426,409	114,113	1,312,296	315,973	817,061	22,061	795,000	188,415	124,815	811,209	811,209	0	188,415	14,781	7,280	174,011	220,203	1,000,000	260,000	105,324	906,038	1,061,281	19,592,630
2025	1,616,400	4.79	1,456,889	117,175	1,347,514	321,240	817,061	22,061	795,000	188,415	124,815	851,693	851,693	0	188,415	14,781	7,280	133,526	267,259	1,000,000	260,000	107,080	954,849	1,142,634	18,449,996
2026	1,702,344	4.84	1,502,230	120,178	1,382,052	326,212	817,061	22,061	795,000	188,415	124,815	891,203	891,203	0	188,415	14,781	7,280	94,017	312,971	1,000,000	260,000	108,737	1,002,219	1,221,583	17,228,413
2027	1,728,690	4.88	1,540,734	123,259	1,417,475	331,260	817,061	22,061	795,000	188,415	124,815	931,675	931,675	0	188,415	14,781	7,280	53,545	359,742	1,000,000	260,000	110,420	1,050,672	1,302,339	15,926,074
2028	1,753,444	4.93	1,580,224	126,418	1,453,806	336,387	817,061	22,061	795,000	188,415	124,815	973,133	973,133	0	188,415	14,781	7,280	12,087	407,596	1,000,000	260,000	112,129	1,100,235	1,384,944	14,541,130
2029	1,782,612	4.98	1,620,727	129,658	1,491,069	341,593	832,862	22,482	810,180	192,013	127,198	1,000,000	1,000,000	0	192,013	(0)	22,482	0	426,178	1,000,000	260,000	113,864	1,141,735	1,449,944	13,091,286
2030	1,810,200	5.03	1,662,268	132,981	1,529,287	346,980	839,671	22,671	817,000	193,629	128,269	1,000,000	1,000,000	0	193,629	0	22,671	0	432,774	1,000,000	260,000	115,322	1,189,464	1,527,476	11,563,810
2031	1,834,973	5.08	1,701,866	136,149	1,565,717	351,627	839,671	22,671	817,000	193,629	128,269	1,000,000	1,000,000	0	193,629	0	22,671	0	439,696	1,000,000	260,000	116,822	1,238,147	1,608,613	9,955,197
2032	1,860,084	5.13	1,742,408	139,393	1,603,015	356,439	839,671	22,671	817,000	193,629	128,269	1,119,783	1,119,783	0	193,629	0	22,671	0	444,700	1,000,000	260,000	118,420	1,287,865	1,691,476	8,263,721
2033	1,885,540	5.18	1,783,916	142,713	1,641,203	361,317	839,671	22,671	817,000	193,629	128,269	1,162,848	1,162,848	0	193,629	0	22,671	0	450,785	1,000,000	260,000	120,000	1,338,641	1,776,104	6,487,617
2034	1,911,343	5.24	1,826,412	146,113	1,680,299	366,261	839,671	22,671	817,000	193,629	128,269	1,206,899	1,206,899	0	193,629	0	22,671	0	456,954	1,000,000	260,000	121,572	1,390,499	1,862,534	4,625,083
2035	1,937,500	5.29	1,869,920	149,594	1,720,327	371,273	839,671	22,671	817,000	193,629	128,269	1,251,929	1,251,929	0	193,629	0	22,671	0	463,208	1,000,000	260,000	123,127	1,443,464	1,950,880	2,474,275
2036	1,961,040	5.34	1,911,585	152,927	1,758,658	375,788	839,671	22,671	817,000	193,629	128,269	1,294,775	1,294,775	0	193,629	0	22,671	0	468,840	1,000,000	260,000	124,680	1,493,448	2,034,115	640,161
2037	1,984,907	5.39	1,954,178	156,334	1,797,844	380,358	839,671	22,671	817,000	193,629	128,269	1,338,531	1,338,531	0	193,629	0	22,671	0	474,542	1,000,000	260,000	126,231	1,544,427	2,119,081	0
2038	1,997,721	5.43	1,997,721	159,818	1,837,903	384,983	839,671	22,671	817,000	193,629	128,269	1,383,215	1,383,215	0	193,629	0	22,671	0	480,312	1,000,000	260,000	127,781	1,596,423	2,205,741	0
2039	2,033,473	5.50	2,042,233	163,379	1,878,854	389,644	839,671	22,671	817,000	193,629	128,269	1,428,847	1,428,847	0	193,629	0	22,671	0	486,153	1,000,000	260,000	129,331	1,649,457	2,294,131	0
2040	2,058,200	5.54	2,080,943	166,475	1,914,468	394,403	839,671	22,671	817,000	193,629	128,269	1,469,199	1,469,199	0	193,629	0	22,671	0	492,064	1,000,000	260,000	130,881	1,697,300	2,373,868	0
2041	2,081,028	5.54	2,104,023	168,322	1,935,701	398,777	839,671	22,671	817,000	193,629	128,269	1,494,807	1,494,807	0	193,629	0	22,671	0	497,522	1,000,000	260,000	132,431	1,729,824	2,428,075	0
2042	2,091,343	5.54	2,127,346	170,169	1,957,177	403,200	839,671	22,671	817,000	193,629	128,269	1,520,700	1,520,700	0	193,629	0	22,671	0	503,040	1,000,000	260,000	133,981	1,762,709	2,482,883	0
2043	2,127,446	5.54	2,150,955	172,076	1,978,878	407,672	839,671	22,671	817,000	193,629	128,269	1,546,879	1,546,879	0	193,629	0	22,671	0	508,619	1,000,000	260,000	135,531	1,795,958	2,538,328	0
2044	2,151,042	5.54	2,174,811	173,985	2,000,826	412,193	839,671	22,671	817,000	193,629	128,269	1,573,349	1,573,349	0	193,629	0	22,671	0	514,260	1,000,000	260,000	137,081	1,829,576	2,594,329	0
2045	2,174,900	5.54	2,198,933	175,915	2,023,018	416,765	839,671	22,671	817,000	193,629	128,269	1,600,112	1,600,112	0	193,629	0	22,671	0	519,964	1,000,000	260,000	138,631	1,863,567	2,650,981	0
2046	2,197,523	5.54	2,223,187	177,855	2,045,332	421,362	839,671	22,671	817,000	193,629	128,269	1,627,023	1,627,023	0	193,629	0	22,671	0	525,700	1,000,000	260,000	140,181	1,897,746	2,707,945	0
2047	2,223,144	5.54	2,247,709	179,817	2,067,893	426,010	839,671	22,671	817,000	193,629	128,269	1,654,231	1,654,231	0	193,629	0	22,671	0	531,498	1,000,000	260,000	141,731	1,932,302	2,765,538	0
2048	2,247,665	5.54	2,272,502	181,800	2,090,702	430,709	839,671	22,671	817,000	193,629	128,269	1,681,740	1,681,740	0	193,629	0	22,671	0	537,361	1,000,000	260,000	143,281	1,967,239	2,823,747	0
2049	2,272,457	5.54	2,297,568	183,805	2,113,763	435,460	839,671	22,671	817,000	193,629	128,269	1,709,551	1,709,551	0	193,629	0	22,671	0	543,288	1,000,000	260,000	144,831	2,002,561	2,882,637	0
2050	2,297,523	5.54	2,322,187	185,833	2,137,354	440,263	839,671	22,671	817,000	193,629	128,269	1,737,670	1,737,670	0	193,629	0	22,671	0	549,280	1,000,000	260,000	146,381	2,038,273	2,942,157	0
2051	2,322,865	5.54	2,348,533	187,883	2,160,650	445,119	839,671	22,671	817,000	193,629	128,269	1,766,098	1,766,098	0	193,629	0	22,671	0	555,339	1,000,000	260,000	147,931	2,074,379	3,002,334	0
2052	2,348,487	5.54	2,374,438	189,955	2,184,483	450,029	839,671	22,671	817,000	193,629	128,269	1,794,840	1,794,840	0	193,629	0	22,671	0	561,464	1,000,000	260,000	149,481	2,109,883	3,063,174	0
2053	2,374,391	5.54	2,400,628	192,050	2,208,578	454,993	839,671	22,671	817,000	193,629	128,269	1,823,899	1,823,899	0	193,629	0	22,671	0	567,588	1,000,000	260,000	151,031	2,145,754	3,124,685	0
2054	2,400,581	5.54	2,427,187	194,169	2,232,939	460,011	839,671	22,671	817,000	19															

**Solid Waste Authority of Palm Beach County
Landfill Depletion Model
Table 2: Estimated Class 3 Landfill Depletion and Total Landfill Depletion**

Fiscal Year	Population	Per Capita Generation	Class 3 Waste Generation						Class 3 Landfill Consumption				Total Landfill Consumption									
			Class 3 Waste Generation	Class 3 Recycled	Class 3 to Disposal	RDF Unproc.	RDF Ash and Residue	Class 3 Non-Burnable	Class 3 Diverted to REF2	Class 3 Tons Landfilled	Class 3 Volume Landfilled	Class 3 Volume Remaining	Total Volume Landfilled	Cumulative Class 1 Volume Depleted	Cumulative Class 3 Volume Depleted	Cumulative Volume Depleted	Landfill Volume Remaining					
Total Estimated Volume to +160 NGVD											6,632,401										47,919,240	
Volume Depleted Through Fiscal Year 2017/2018											6,288,486											23,237,361
Remaining Volume of Class 3 and Total Landfill											343,915											24,681,879
2019	1,487,392	2.73	741,056	370,528	370,528	0	0	92,632	277,896	92,632	121,884	222,031	631,782	17,458,773	6,410,370	23,869,143	24,050,097					
2020	1,543,400	2.76	776,650	388,325	388,325	0	0	97,081	291,244	97,081	127,738	94,292	710,385	18,041,419	6,538,109	24,579,527	23,339,713					
2021	1,569,126	2.78	797,492	398,746	398,746	0	0	99,687	299,060	99,687	134,926	94,292	799,719	18,746,886	6,632,401	25,379,247	22,539,993					
2022	1,595,285	2.80	815,190	407,595	407,595	0	0	101,899	305,696	101,899	143,864	0	904,247	19,651,093	6,632,401	26,283,494	21,635,746					
2023	1,621,877	2.80	828,779	414,390	414,390	0	0	103,597	310,792	103,597	156,402	0	981,835	20,632,927	6,632,401	27,265,328	20,653,911					
2024	1,648,913	2.80	842,595	421,297	421,297	0	0	105,324	315,973	105,324	170,130	0	1,061,281	21,694,209	6,632,401	28,326,610	19,592,630					
2025	1,676,400	2.80	856,640	428,320	428,320	0	0	107,080	321,154	107,080	185,000	0	1,142,834	22,836,603	6,632,401	29,469,244	18,449,996					
2026	1,702,344	2.80	869,898	434,949	434,949	0	0	108,737	326,212	108,737	200,830	0	1,221,583	24,058,426	6,632,401	30,690,827	17,228,413					
2027	1,728,690	2.80	883,361	441,680	441,680	0	0	110,420	331,260	110,420	216,760	0	1,302,339	25,360,765	6,632,401	31,993,166	15,926,074					
2028	1,755,444	2.80	897,032	448,516	448,516	0	0	112,129	336,387	112,129	233,887	0	1,384,944	26,745,709	6,632,401	33,378,110	14,541,130					
2029	1,782,612	2.80	910,915	455,457	455,457	0	0	113,864	341,593	113,864	252,487	0	1,469,844	28,195,553	6,632,401	34,827,954	13,091,286					
2030	1,810,200	2.80	925,012	462,506	462,506	0	0	115,627	346,880	115,627	272,916	0	1,557,476	29,723,028	6,632,401	36,355,429	11,563,810					
2031	1,834,973	2.80	937,611	468,836	468,836	0	0	117,209	351,627	117,209	293,543	0	1,648,613	31,331,642	6,632,401	37,964,043	9,955,197					
2032	1,860,084	2.80	950,503	475,252	475,252	0	0	118,813	356,439	118,813	314,856	0	1,691,476	33,023,118	6,632,401	39,655,519	8,263,721					
2033	1,885,540	2.80	963,511	481,755	481,755	0	0	120,439	361,317	120,439	337,295	0	1,776,104	34,799,222	6,632,401	41,431,623	6,487,617					
2034	1,911,343	2.80	976,696	488,348	488,348	0	0	122,087	366,261	122,087	360,882	0	1,862,534	36,661,756	6,632,401	43,294,157	4,625,083					
2035	1,937,500	2.80	990,063	495,031	495,031	0	0	123,758	371,273	123,758	385,431	0	1,950,808	38,612,564	6,632,401	45,244,965	2,474,275					
2036	1,961,060	2.80	1,002,102	501,051	501,051	0	0	125,463	376,388	125,463	411,094	0	2,034,115	40,646,678	6,632,401	47,279,079	640,161					
2037	1,984,907	2.80	1,014,287	507,144	507,144	0	0	127,206	381,598	127,206	437,900	0	2,119,081	41,286,839	6,632,401	47,919,240	0					
2038	2,009,043	2.80	1,026,671	513,310	513,310	0	0	128,978	386,883	128,978	465,878	0	2,205,961	41,286,839	6,632,401	47,919,240	0					
2039	2,033,473	2.80	1,039,105	519,552	519,552	0	0	129,888	389,664	129,888	495,000	0	2,294,131	41,286,839	6,632,401	47,919,240	0					
2040	2,058,200	2.80	1,051,740	525,870	525,870	0	0	131,468	394,403	131,468	526,403	0	2,373,868	41,286,839	6,632,401	47,919,240	0					
2041	2,081,028	2.80	1,063,405	531,703	531,703	0	0	132,926	398,777	132,926	557,329	0	2,428,075	41,286,839	6,632,401	47,919,240	0					
2042	2,104,155	2.80	1,075,200	537,660	537,660	0	0	134,400	403,200	134,400	592,729	0	2,482,863	41,286,839	6,632,401	47,919,240	0					
2043	2,127,446	2.80	1,087,125	543,563	543,563	0	0	135,891	407,672	135,891	628,621	0	2,538,298	41,286,839	6,632,401	47,919,240	0					
2044	2,151,042	2.80	1,099,183	549,591	549,591	0	0	137,398	412,193	137,398	665,214	0	2,594,329	41,286,839	6,632,401	47,919,240	0					
2045	2,174,900	2.80	1,111,374	555,687	555,687	0	0	138,922	416,765	138,922	702,479	0	2,650,981	41,286,839	6,632,401	47,919,240	0					
2046	2,198,990	2.80	1,123,633	561,816	561,816	0	0	140,454	421,362	140,454	740,933	0	2,709,945	41,286,839	6,632,401	47,919,240	0					
2047	2,223,144	2.80	1,136,026	568,013	568,013	0	0	142,003	426,010	142,003	780,943	0	2,765,538	41,286,839	6,632,401	47,919,240	0					
2048	2,247,665	2.80	1,148,557	574,278	574,278	0	0	143,570	430,709	143,570	822,512	0	2,823,767	41,286,839	6,632,401	47,919,240	0					
2049	2,272,457	2.80	1,161,226	580,613	580,613	0	0	145,153	435,460	145,153	866,972	0	2,882,637	41,286,839	6,632,401	47,919,240	0					
2050	2,297,523	2.80	1,174,034	587,017	587,017	0	0	146,754	440,263	146,754	912,225	0	2,942,157	41,286,839	6,632,401	47,919,240	0					
2051	2,322,865	2.80	1,186,984	593,492	593,492	0	0	148,373	445,119	148,373	958,344	0	3,002,334	41,286,839	6,632,401	47,919,240	0					
2052	2,348,487	2.80	1,200,077	600,038	600,038	0	0	150,010	450,029	150,010	1,005,363	0	3,063,174	41,286,839	6,632,401	47,919,240	0					
2053	2,374,391	2.80	1,213,314	606,657	606,657	0	0	151,664	454,993	151,664	1,057,356	0	3,124,685	41,286,839	6,632,401	47,919,240	0					
2054	2,400,581	2.80	1,226,697	613,348	613,348	0	0	153,337	460,011	153,337	1,110,397	0	3,186,875	41,286,839	6,632,401	47,919,240	0					
2055	2,427,060	2.80	1,240,228	620,114	620,114	0	0	155,028	465,085	155,028	1,164,425	0	3,249,751	41,286,839	6,632,401	47,919,240	0					
2056	2,453,831	2.80	1,253,907	626,954	626,954	0	0	156,738	470,215	156,738	1,218,960	0	3,313,320	41,286,839	6,632,401	47,919,240	0					
2057	2,480,897	2.80	1,267,738	633,869	633,869	0	0	158,467	475,402	158,467	1,275,362	0	3,377,591	41,286,839	6,632,401	47,919,240	0					
2058	2,508,262	2.80	1,281,722	640,861	640,861	0	0	160,215	480,646	160,215	1,332,808	0	3,442,570	41,286,839	6,632,401	47,919,240	0					
2059	2,535,928	2.80	1,295,859	647,930	647,930	0	0	161,982	485,947	161,982	1,391,305	0	3,508,266	41,286,839	6,632,401	47,919,240	0					
2060	2,563,900	2.80	1,310,153	655,076	655,076	0	0	163,769	491,307	163,769	1,450,854	0	3,574,687	41,286,839	6,632,401	47,919,240	0					
2061	2,592,180	2.80	1,324,604	662,302	662,302	0	0	165,576	496,727	165,576	1,511,481	0	3,641,841	41,286,839	6,632,401	47,919,240	0					
2062	2,620,772	2.80	1,339,215	669,607	669,607	0	0	167,402	502,205	167,402	1,573,186	0	3,709,735	41,286,839	6,632,401	47,919,240	0					
2063	2,649,680	2.80	1,353,986	676,993	676,993	0	0	169,248	507,745	169,248	1,635,931	0	3,779,378	41,286,839	6,632,401	47,919,240	0					
2064	2,678,906	2.80	1,368,921	684,461	684,461	0	0	171,115	513,345	171,115	1,699,226	0	3,847,778	41,286,839	6,632,401	47,919,240	0					
2065	2,708,455	2.80	1,384,021	692,010	692,010	0	0	173,003	519,008	173,003	1,765,171	0	3,917,944	41,286,839	6,632,401	47,919,240	0					
2066	2,738,330	2.80	1,399,287	699,643	699,643	0	0	174,911	524,732	174,911	1,831,683	0	3,988,883	41,286,839	6,632,401	47,919,240	0					
2067	2,768,534	2.80	1,414,721	707,360	707,360	0	0	176,840	530,520	176,840	1,899,223	0	4,060,605	41,286,839	6,632,401	47,919,240	0					
2068	2,799,072	2.80	1,430,326	715,163	715,163	0	0	178,791	536,372	178,791	1,967,895	0	4,133,118	41,286,839	6,632,401	47,919,240	0					
2069	2,829,946	2.80	1,446,102	723,051	723,051	0	0	180,763	542,288	180,763	2,037,617	0	4,206,431	41,286,839	6,632,401	47,919,240	0					
2070	2,861,161	2.80																				

APPENDIX B

HISTORICAL INCOMING WASTE TONNAGE



**Solid Waste Authority of Palm Beach County
Historical Solid Waste Tonnages**

FY 85/86*	Month	Animals	Reef	Asbestos	C/D	Residue	Tires	Sludge	Direct	Fill	Furn.	Garbage	Land/Cirg.	Pest/Paint	Special	Trailers	Mulch	Trash/Other	Vegetation	Total
October	0.00	0.00	0.00	32.65	23,716.52	0.00	273.71	23.91	0.00	118.75	0.00	42,504.37	0.00	1.74	329.35	3.75	0.00	22,933.28	3,407.00	93,345.03
November	0.00	0.00	0.00	12.24	23,075.80	0.00	473.52	0.00	0.00	141.25	0.00	41,433.41	0.00	12.88	43.04	0.00	0.00	24,610.05	2,415.65	92,217.84
December	0.00	0.00	0.00	58.18	27,322.69	0.00	181.56	17.25	0.00	37.50	0.00	45,837.13	0.00	0.18	1,124.52	0.00	0.00	23,147.46	2,041.56	99,768.03
January	0.00	0.00	0.00	25.28	26,489.35	0.00	143.27	36.89	0.00	228.75	0.00	46,896.31	0.00	15.15	273.62	4.52	0.00	30,082.72	1,862.85	106,058.71
February	0.00	0.00	0.00	25.61	22,411.99	0.00	111.69	4.37	0.00	43.75	0.00	43,533.76	603.38	0.84	209.93	4.25	0.00	21,172.99	2,015.95	90,138.51
March	0.00	0.00	0.00	14.89	19,738.94	0.00	108.36	3.22	0.00	63.64	0.00	49,707.50	3,421.84	47.39	360.65	4.30	0.00	20,162.28	2,022.01	95,655.02
April	0.00	0.00	0.00	25.56	22,019.13	0.00	124.56	4.42	0.00	90.00	0.00	45,560.25	10,059.82	0.66	333.27	0.45	0.00	23,828.78	2,510.97	104,557.87
May	0.00	0.00	0.00	57.31	17,657.65	0.00	65.71	0.00	0.00	18.75	0.00	44,131.03	18,623.31	32.85	77.54	3.55	0.00	24,649.83	2,815.36	108,132.89
June	0.00	0.00	0.00	21.24	21,010.29	0.00	182.23	4.89	0.00	360.00	0.00	44,881.97	17,375.65	2.36	3,727.63	1.00	0.00	25,140.90	3,172.81	115,880.96
July	0.00	0.00	0.00	9.71	18,951.68	0.00	212.54	10.09	0.00	438.75	0.00	45,445.73	11,316.05	2.15	74.82	1.00	0.00	27,363.67	3,076.43	106,902.61
August	0.00	0.00	0.00	23.17	19,665.82	0.00	373.49	8.93	0.00	195.00	0.00	42,704.94	12,186.03	16.05	63.36	7.70	0.00	23,020.79	2,809.52	101,074.80
September	0.00	0.00	0.00	40.82	25,350.12	0.00	439.80	4.68	0.00	36.92	0.00	44,138.87	13,578.23	19.09	606.22	3.67	0.00	22,406.48	2,573.91	109,198.80
Total	0.00	0.00	0.00	346.66	267,409.95	0.00	2,690.44	118.65	0.00	1,773.06	0.00	536,775.27	87,164.31	151.34	7,223.95	34.19	0.00	288,519.24	30,724.02	1,222,931.09
Average	0.00	0.00	0.00	28.89	22,284.16	0.00	224.20	9.89	0.00	147.76	0.00	44,731.27	7,263.69	12.61	602.00	2.85	0.00	24,043.27	2,560.34	101,910.92
Percent	0.00%	0.00%	0.00%	0.03%	21.87%	0.00%	0.22%	0.01%	0.00%	0.14%	0.00%	43.89%	7.13%	0.01%	0.59%	0.00%	0.00%	23.59%	2.51%	100.00%

FY 86/87*	Month	Animals	Reef	Asbestos	C/D	Residue	Tires	Sludge	Direct	Fill	Furniture	Garbage	Land/Cirg.	Pest/Paint	Special	Trailers	Mulch	Trash/Other	Vegetation	Total
October	0.00	0.00	0.00	28.36	33,776.62	0.00	393.77	0.00	0.00	48.75	0.00	45,630.98	16,590.42	4.58	290.22	2.30	0.00	18,833.42	2,699.80	118,299.22
November	0.00	0.00	0.00	35.32	28,495.31	0.00	261.49	8.77	0.00	27.50	0.00	45,504.00	13,112.31	2.66	281.09	1.05	0.00	16,581.92	2,186.44	106,497.86
December	0.00	0.00	0.00	62.87	31,451.67	0.00	413.85	44.54	0.00	57.32	0.00	55,055.42	11,845.30	1.27	269.71	8.33	0.00	16,425.12	2,097.92	117,733.31
January	0.00	0.00	0.00	60.67	30,277.69	0.00	411.70	10.72	0.00	150.62	0.00	51,699.26	8,856.43	0.38	660.98	5.59	0.00	16,772.10	2,270.95	111,177.09
February	0.00	0.00	0.00	100.20	29,516.31	0.00	1,078.77	7.71	0.00	85.25	0.00	47,977.67	9,284.64	1.68	117.89	2.50	0.00	18,070.80	2,079.60	108,323.02
March	0.00	0.00	0.00	35.46	17,241.63	0.00	363.16	10.84	0.00	998.88	0.00	55,711.68	8,426.25	3.75	44.54	0.95	0.00	17,750.43	2,587.70	103,175.27
April	0.00	0.00	0.00	42.75	20,831.52	0.00	352.68	11.94	0.00	904.41	0.00	50,328.29	4,609.04	2.18	77.00	0.00	0.00	17,033.33	2,875.57	97,068.72
May	0.00	0.00	0.00	77.52	23,435.69	0.00	305.82	0.00	0.00	322.29	0.00	48,960.85	4,957.82	12.12	3.63	3.90	0.00	16,032.65	2,521.97	96,634.27
June	0.00	0.00	0.00	23.43	25,624.36	0.00	318.31	6.30	0.00	281.98	0.00	48,957.20	4,176.42	0.14	14.95	0.00	0.00	17,931.40	3,207.66	100,542.15
July	0.00	0.00	0.00	33.14	24,345.24	0.00	300.39	0.00	0.00	208.12	0.00	49,564.90	3,889.55	10.04	39.45	1.25	0.00	17,884.48	3,288.51	99,565.06
August	0.00	0.00	0.00	47.99	23,557.19	0.00	368.11	7.77	0.00	253.39	0.00	45,242.56	4,685.84	0.47	99.52	3.70	0.00	16,262.77	2,835.51	93,364.81
September	0.00	0.00	0.00	96.14	22,885.71	0.00	434.22	3.51	0.00	288.68	0.00	48,129.41	4,062.24	8.01	286.98	0.00	0.00	18,587.31	2,980.59	97,762.80
Total	0.00	0.00	0.00	643.85	311,438.92	0.00	5,002.27	112.10	0.00	3,627.19	0.00	592,762.22	94,496.26	47.28	2,185.96	29.57	0.00	208,165.74	31,632.22	1,250,143.56
Average	0.00	0.00	0.00	53.65	25,953.24	0.00	416.86	9.34	0.00	302.27	0.00	49,396.85	7,874.69	3.94	182.16	2.46	0.00	17,347.14	2,636.02	104,178.63
Percent	0.00%	0.00%	0.00%	0.05%	24.91%	0.00%	0.40%	0.01%	0.00%	0.29%	0.00%	47.42%	7.56%	0.00%	0.17%	0.00%	0.00%	16.65%	2.53%	100.00%

FY 87/88*	Month	Animals	Reef	Asbestos	C/D	Residue	Tires	Sludge	Direct	Fill	Furniture	Garbage	Land/Cirg.	Pest/Paint	Special	Trailers	Mulch	Trash/Other	Vegetation	Total
October	0.00	0.00	0.00	210.76	23,142.60	0.00	203.09	7.83	0.00	307.68	0.00	50,145.73	3,761.04	0.55	216.55	0.00	0.00	18,797.22	3,223.35	100,016.39
November	0.00	0.00	0.00	211.58	21,954.85	0.00	75.88	3.82	0.00	899.60	0.00	50,279.05	3,069.62	0.24	162.25	0.00	0.00	17,028.29	2,546.12	96,231.30
December	0.00	0.00	0.00	215.23	22,949.80	0.00	93.09	9.50	0.00	318.23	0.00	53,532.36	2,812.24	3.67	1,052.80	1.62	0.00	16,727.68	1,960.80	99,677.01
January	0.00	0.00	0.00	45.98	20,303.32	0.00	162.03	35.04	0.00	224.63	0.00	52,228.10	4,137.48	0.74	83.03	1.12	0.00	17,945.73	1,270.15	96,437.34
February	0.00	0.00	0.00	71.86	19,236.14	0.00	205.13	14.48	0.00	929.91	0.00	53,829.24	3,425.54	0.80	940.59	0.00	0.00	17,840.77	1,274.36	97,768.82
March	0.00	0.00	0.00	124.40	24,563.60	0.00	138.00	8.63	0.00	940.87	0.00	58,845.36	3,345.92	0.55	19.45	7.24	0.00	18,832.27	1,554.55	108,380.83
April	0.00	0.00	0.00	116.41	21,334.22	0.00	84.34	5.74	0.00	1,460.20	0.00	52,492.48	3,685.82	0.00	22.53	0.00	0.00	18,192.37	1,501.67	98,895.78
May	0.00	0.00	0.00	110.49	21,145.85	0.00	136.40	63.25	0.00	786.55	0.00	53,790.68	5,028.27	0.23	22.65	1.00	0.00	19,491.15	1,530.05	102,106.57
June	0.00	0.00	0.00	186.33	26,428.47	0.00	259.92	200.65	0.00	394.63	0.00	54,840.00	3,378.51	23.07	0.00	2.65	0.00	20,494.74	1,850.50	108,059.47
July	0.00	0.00	0.00	153.27	25,460.82	0.00	125.89	263.15	0.00	677.80	0.00	51,892.97	2,277.22	2.35	207.87	1.40	0.00	19,431.31	1,728.82	102,222.88
August	0.00	0.00	0.00	140.45	30,459.67	0.00	168.71	55.92	0.00	122.71	0.00	56,676.19	3,671.20	0.00	320.77	3.92	0.00	20,605.62	2,373.05	114,598.21
September	0.00	0.00	0.00	158.48	27,851.54	0.00	195.96	4.21	0.00	165.84	0.00	50,675.04	4,385.25	0.81	66.96	2.42	0.00	19,089.34	2,219.36	104,815.21
Total	0.00	0.00	0.00	1,745.24	284,830.84	0.00	1,848.44	672.22	0.00	7,228.65	0.00	639,227.20	42,978.11	33.01	3,115.45	21.37	0.00	224,476.49	23,032.78	1,229,209.80
Average	0.00	0.00	0.00	145.44	23,735.90	0.00	154.04	56.02	0.00	602.39	0.00	53,268.93	3,581.51	2.75	259.62	1.78	0.00	18,706.37	1,919.40	102,434.15
Percent	0.00%	0.00%	0.00%	0.14%	23.17%	0.00%	0.15%	0.05%	0.00%	0.59%	0.00%	52.00%	3.50%	0.00%	0.25%	0.00%	0.00%	18.26%	1.87%	100.00%

FY 88/89*

Month	Animals	Reef	Asbestos	C/D	Residue	Tires	Sludge	Direct	Fill	Furniture	Garbage	Land/Cirg.	Pest/Paint	Special	Trailers	Mulch	Trash/Other	Vegetation	Total
October	0.00	0.00	87.69	26,181.30	0.00	148.86	3.98	0.00	160.12	0.00	52,270.66	3,934.36	3.99	81.09	7.27	0.00	19,745.70	2,979.17	105,604.20
November	0.00	0.00	115.50	20,594.23	0.00	65.51	3.21	0.00	134.98	0.00	55,707.52	4,168.16	2.84	6.56	3.65	0.00	20,423.35	2,816.71	104,042.22
December	0.00	0.00	22.82	19,791.84	0.00	59.12	36.39	0.00	78.28	0.00	57,471.58	4,655.35	1.51	54.53	2.25	0.00	20,760.60	3,043.60	105,977.87
January	0.00	0.00	36.53	18,400.88	0.00	221.87	4.54	0.00	196.23	0.00	60,790.77	4,118.88	2.24	73.82	2.75	0.00	21,503.73	2,531.37	107,883.60
February	0.00	0.00	10.38	16,629.32	0.00	155.11	0.00	0.00	401.14	0.00	54,998.22	6,719.66	2.12	1.90	0.00	0.00	21,886.88	2,437.62	103,242.34
March	0.00	0.00	18.99	18,682.59	0.00	150.81	0.00	0.00	389.27	0.00	63,944.25	7,583.63	20.20	28.09	2.80	0.00	26,236.49	2,993.14	120,050.26
April	0.00	0.00	21.40	19,338.76	0.00	120.56	20.54	0.00	579.52	0.00	57,997.92	4,788.47	5.33	7.79	2.12	0.00	23,904.27	3,076.20	109,862.89
May	0.00	0.00	27.21	17,633.23	0.00	57.52	4.79	0.00	959.36	0.00	62,303.88	5,934.25	6.65	0.16	0.00	0.00	27,354.77	3,292.16	117,573.97
June	0.00	0.00	7.74	18,338.71	0.00	59.44	232.87	0.00	1,156.07	0.00	58,867.27	6,022.51	0.94	14.68	0.00	0.00	26,288.47	3,557.21	114,545.90
July	0.00	0.00	0.00	19,422.48	0.00	104.99	421.12	0.00	870.20	0.00	56,349.08	3,449.17	0.94	3,600.13	0.00	0.00	24,201.07	3,230.77	111,649.95
August	0.00	0.00	44.01	22,220.62	0.00	128.50	391.36	0.00	802.56	0.00	58,738.55	3,791.56	1.18	8.85	3.65	0.00	27,373.20	3,348.82	116,852.85
September	0.00	0.00	54.96	17,290.95	0.00	123.76	123.09	0.00	816.26	0.00	53,969.32	2,401.99	0.28	21.99	1.20	0.00	27,657.25	3,247.14	105,708.20
Total	0.00	0.00	447.23	234,524.89	0.00	1,396.05	1,241.89	0.00	6,543.99	0.00	693,409.02	57,567.99	48.22	3,899.59	25.69	0.00	287,335.77	36,553.91	1,322,994.25
Average	0.00	0.00	37.27	19,543.74	0.00	116.34	103.49	0.00	545.33	0.00	57,784.09	4,797.33	4.02	324.97	2.14	0.00	23,944.65	3,046.16	110,249.52
Percent	0.00%	0.00%	0.03%	17.73%	0.00%	0.11%	0.09%	0.00%	0.49%	0.00%	52.41%	4.35%	0.00%	0.29%	0.00%	0.00%	21.72%	2.76%	100.00%

FY 89/90*

Month	Animals	Reef	Asbestos	C/D	Residue	Tires	Sludge	Direct	Fill	Furniture	Garbage	Land/Cirg.	Pest/Paint	Special	Trailers	Mulch	Trash/Other	Vegetation	Total
October	0.00	0.00	34.55	15,313.72	0.00	66.78	9.28	0.00	478.88	0.00	56,519.68	2,248.03	0.71	2.55	2.00	0.00	24,348.26	2,919.45	101,943.88
November	0.00	0.00	6.85	14,758.80	0.00	188.91	9.31	0.00	498.72	0.00	57,318.34	1,997.30	0.01	0.00	0.00	0.00	22,957.82	2,555.62	100,291.68
December	0.00	0.00	13.63	13,037.13	0.00	190.40	2.62	0.00	455.70	0.00	56,619.71	1,835.76	0.80	23.66	0.00	0.00	20,140.62	807.94	93,127.97
January	0.00	0.00	63.78	11,003.99	0.00	334.94	5.72	0.00	544.58	0.00	66,560.11	1,929.79	0.00	5.82	3.14	0.00	28,276.96	2,658.09	111,386.91
February	0.00	0.00	107.26	11,903.85	0.00	132.15	5.32	0.00	332.27	0.00	45,456.98	2,467.67	1.82	364.42	1.50	0.00	23,693.25	2,408.02	86,874.51
March	0.00	0.00	121.91	14,178.32	0.00	117.73	13.22	0.00	223.16	0.00	61,876.38	2,280.23	1.15	96.84	5.87	0.00	24,046.59	2,418.85	105,380.24
April	0.00	0.00	70.06	8,975.38	0.00	143.65	92.00	0.00	283.16	0.00	59,283.07	1,999.96	1.57	28.23	1.25	0.00	21,566.82	2,035.72	94,480.87
May	0.00	175.80	95.69	9,695.40	0.00	184.30	1.01	0.00	329.18	0.00	59,631.02	1,758.35	0.06	3.38	6.61	0.00	23,251.28	1,920.19	97,052.27
June	0.00	728.91	53.07	9,083.53	0.00	92.51	6.20	0.00	750.67	0.00	56,762.99	2,060.84	0.17	52.03	8.21	0.00	23,143.72	1,720.30	94,463.15
July	0.00	219.05	37.98	9,191.74	0.00	237.13	3.03	0.00	406.45	0.00	56,961.91	2,328.84	0.00	9.94	0.00	0.00	24,150.09	1,915.79	95,461.94
August	0.00	0.00	77.17	8,960.82	0.00	339.17	8.47	0.00	356.32	0.00	57,663.01	1,715.79	0.13	14.82	7.28	0.00	26,692.09	1,814.19	97,649.26
September	0.00	14.29	61.25	7,838.11	0.00	151.48	51.45	0.00	348.85	0.00	51,194.57	1,042.39	0.00	118.67	5.12	0.00	20,909.52	1,605.17	83,340.87
Total	0.00	1,138.05	743.20	133,940.77	0.00	2,179.15	207.63	0.00	5,007.94	0.00	685,847.77	23,664.95	6.42	720.36	40.98	0.00	283,177.01	24,779.33	1,161,453.56
Average	0.00	94.84	61.93	11,161.73	0.00	181.60	17.30	0.00	417.33	0.00	57,153.98	1,972.08	0.54	60.03	3.42	0.00	23,598.08	2,064.94	96,787.80
Percent	0.00%	0.10%	0.06%	11.53%	0.00%	0.19%	0.02%	0.00%	0.43%	0.00%	59.05%	2.04%	0.00%	0.06%	0.00%	0.00%	24.38%	2.13%	100.00%

FY 90/91*

Month	Animals	Reef	Asbestos	C/D	Residue	Tires	Sludge	Direct	Fill	Furniture	Garbage	Land/Cirg.	Pest/Paint	Special	Trailers	Mulch	Trash/Other	Vegetation	Total
October	0.00	81.97	47.00	15,023.85	0.00	155.57	2,944.28	2.79	2,282.29	23.19	60,219.29	2,638.54	0.62	97.73	0.00	0.00	16,930.47	2,367.97	102,815.55
November	0.00	152.42	112.59	12,342.72	0.00	123.36	2,921.79	333.82	914.45	20.37	56,903.50	1,195.99	0.54	0.96	1.30	0.00	13,911.55	1,876.25	90,811.61
December	0.00	551.38	88.92	8,354.20	0.00	106.59	3,487.84	18.00	615.22	34.28	58,938.83	1,833.42	1.44	22.60	4.11	0.00	12,264.98	1,548.83	87,870.64
January	0.00	162.13	31.28	9,378.26	0.00	197.17	3,676.14	405.14	619.44	28.88	65,854.11	1,284.45	2.29	27.50	7.10	0.00	14,351.88	1,743.10	97,768.87
February	0.00	110.51	50.75	10,874.66	0.00	173.16	3,591.33	501.01	650.82	19.63	57,626.91	1,519.55	0.89	43.23	0.00	0.00	12,742.73	1,741.77	89,646.95
March	0.00	99.10	120.83	11,729.20	0.00	170.90	523.50	730.80	18.10	61,303.55	2,064.64	0.51	15.54	2.40	0.00	0.00	14,078.65	2,060.76	92,937.77
April	0.00	38.37	24.84	10,741.84	0.00	173.18	6,368.85	264.17	480.14	24.89	63,033.24	2,393.04	0.22	6.48	0.00	0.00	14,569.79	2,130.92	100,249.97
May	0.00	18.62	10.70	10,753.04	0.00	513.74	4,164.88	217.91	760.23	25.62	59,583.95	2,370.90	0.25	7.68	0.00	0.00	14,371.58	2,330.96	95,130.05
June	0.00	49.02	55.42	10,355.46	0.00	975.99	3,713.10	85.43	760.24	24.41	52,543.94	748.90	0.07	19.30	0.00	0.00	13,240.29	2,428.46	85,000.03
July	0.00	17.41	75.77	10,986.06	0.00	275.30	2,332.08	858.40	344.48	17.92	57,463.19	1,312.80	107.00	6.70	0.00	0.00	15,384.84	2,501.05	91,683.00
August	0.00	6.31	160.56	9,797.51	0.00	1,365.18	2,732.13	894.21	483.60	8.14	53,990.34	2,419.23	0.13	7.33	0.00	1,612.39	13,291.99	2,652.12	89,421.16
September	0.00	12.34	69.50	9,912.47	0.00	236.89	3,607.27	269.53	551.36	14.34	52,055.03	8,429.70	0.70	20.06	0.00	2,294.24	12,662.70	2,907.03	93,043.16
Total	0.00	1,299.58	848.16	130,249.25	0.00	4,467.03	39,558.98	4,373.91	9,193.07	259.77	699,515.88	28,211.16	114.66	275.11	14.91	3,906.63	167,801.44	26,289.22	1,116,378.76
Average	0.00	108.30	70.68	10,854.10	0.00	372.25	3,296.58	364.49	766.09	21.65	58,292.99	2,350.93	9.56	22.93	1.24	325.55	13,983.45	2,190.77	93,031.56
Percent	0.00%	0.12%	0.08%	11.67%	0.00%	0.40%	3.54%	0.39%	0.82%	0.02%	62.66%	2.53%	0.01%	0.02%	0.00%	0.35%	15.03%	2.35%	100.00%

FY 91/92*

Month	Animals	Reef	Asbestos	C/D	Residue	Tires	Sludge	Direct	Fill	Furniture	Garbage	Land/Cirg.	Pest/Paint	Special	Trailers	Mulch	Trash/Other	Vegetation	Total
October	0.00	97.97	60.44	14,291.72	0.00	368.07	5,653.25	126.68	633.89	11.74	59,194.73	5,611.94	0.33	13.20	8.08	3,360.38	17,724.19	3,038.68	110,195.28
November	0.00	50.14	31.27	11,422.61	0.00	203.73	5,882.20	348.30	402.53	5.14	55,735.10	3,220.66	0.46	4.19	0.00	595.82	15,615.25	2,392.27	95,899.67
December	0.00	125.20	207.95	10,238.59	0.00	305.73	4,621.20	93.86	302.03	4.28	61,957.35	1,891.35	0.49	777.78	0.00	39.12	14,068.06	2,606.02	97,239.00
January	0.00	74.80	247.83	10,700.41	0.00	203.96	6,149.55	700.52	556.79	9.76	61,899.91	3,126.39	1.33	42.50	0.00	49.29	15,507.89	2,327.81	101,598.74
February	0.00	47.65	50.30	9,091.28	0.00	261.68	5,901.09	907.57	819.70	8.08	57,714.58	4,371.96	0.57	16.10	6.92	116.04	14,135.61	1,964.27	95,413.40
March	0.00	99.03	88.50	8,953.63	0.00	329.54	5,885.62	787.74	517.66	5.45	62,950.66	1,691.59	1.07	15.87	0.00	140.69	14,994.37	2,391.42	98,852.84
April	0.00	172.15	61.54	9,295.16	0.00	342.67	5,403.70	663.97	481.84	3.65	59,248.00	1,754.76	2.12	12.23	0.00	843.81	14,924.16	2,368.89	95,578.65
May	0.00	800.29	77.87	8,078.46	0.00	333.76	6,094.16	565.52	598.91	4.21	53,686.53	1,533.65	0.48	8.81	0.00	827.11	14,408.37	2,337.96	89,356.09
June	0.00	25.81	86.78	8,445.59	0.00	534.43	3,918.78	877.36	1,154.30	5.59	58,559.67	1,040.53	5.71	21.28	0.00	1,177.30	16,482.16	2,717.63	95,052.91
July	0.00	127.42	105.47	10,180.89	0.00	426.52	3,572.38	638.21	616.49	4.36	53,841.19	1,533.45	0.00	29.84	4.94	1,120.77	17,079.69	2,597.87	91,879.49
August	0.00	25.72	30.74	9,716.42	0.00	438.89	3,357.42	631.90	682.15	15.04	53,688.20	1,336.98	0.17	17.20	0.00	983.06	14,844.67	3,157.92	88,926.48
September	0.00	148.34	43.33	9,364.14	0.00	506.17	4,205.66	562.92	783.66	4.54	54,287.71	1,312.58	1.45	40.36	5.49	613.00	16,212.91	3,962.62	92,054.87
Total	0.00	1,794.52	1,092.02	119,778.89	0.00	4,255.15	60,645.01	6,904.55	7,549.95	81.84	692,763.63	28,425.82	14.18	999.36	25.43	9,856.39	185,997.33	31,863.36	1,152,047.42
Average	0.00	149.54	91.00	9,981.57	0.00	354.60	5,053.75	575.38	629.16	6.82	57,730.30	2,368.82	1.18	83.28	2.12	821.37	15,499.78	2,655.28	96,003.95
Percent	0.00%	0.16%	0.09%	10.40%	0.00%	0.37%	5.26%	0.60%	0.66%	0.01%	60.13%	2.47%	0.00%	0.09%	0.00%	0.86%	16.14%	2.77%	100.00%

FY 92/93

Month	Animals	Reef	Asbestos	C/D	Residue	Tires	Sludge	Direct	Fill	Furniture	Garbage	Land/Cirg.	Pest/Paint	Special	Trailers	Mulch	Trash/Other	Vegetation	Total
October	0.00	77.35	14.38	10,903.42	0.00	355.68	3,533.10	321.79	376.56	3.01	52,221.19	901.66	0.12	4.19	8.19	220.34	13,869.03	5,002.03	87,812.04
November	0.00	360.79	27.92	8,825.62	0.00	394.90	2,549.39	428.23	302.53	1.50	55,468.68	561.06	0.45	21.22	0.00	2,157.91	11,487.47	3,756.22	86,343.89
December	0.00	331.07	27.28	9,499.07	0.00	552.32	5,181.17	310.89	444.92	14.05	58,058.88	2,300.00	1.21	19.42	0.00	5,062.81	13,145.16	3,909.95	98,858.20
January	0.00	173.61	40.13	9,114.27	0.00	434.67	6,400.60	186.23	341.62	8.81	60,202.58	1,050.70	0.71	41.92	3.63	4,579.96	12,551.50	4,215.28	99,346.22
February	0.00	14.40	23.15	9,584.71	0.00	478.89	5,723.80	2.32	150.05	2.32	54,269.58	736.62	0.70	0.54	53.51	3,976.35	12,382.16	4,007.23	92,022.93
March	0.00	75.68	110.47	8,841.61	0.00	530.04	6,273.66	121.46	491.57	7.54	66,710.54	2,392.36	0.98	336.72	0.00	7,070.72	16,866.14	8,198.21	118,027.70
April	0.00	34.12	76.43	9,944.01	0.00	383.12	5,193.91	79.52	56.98	9.32	60,680.25	2,131.30	1.27	63.35	11.05	5,985.82	16,724.81	6,605.81	107,981.07
May	0.00	227.65	42.26	9,593.94	0.00	486.49	4,664.85	78.87	0.00	3.83	54,408.59	1,060.04	0.35	34.43	0.00	4,944.42	14,048.62	5,107.11	94,701.45
June	0.00	564.37	5.13	9,488.19	0.00	709.25	2,861.08	123.27	0.00	5.47	56,938.35	478.75	0.00	0.86	2.47	4,029.72	17,305.44	5,757.86	98,270.21
July	0.00	0.00	22.51	8,472.31	0.00	495.69	2,499.41	83.05	0.00	11.07	53,867.84	546.89	0.00	6.05	0.00	3,854.97	15,397.63	4,623.59	89,881.01
August	0.00	0.00	14.73	9,564.47	0.00	480.30	2,210.00	73.47	0.00	6.02	55,685.09	1,060.26	0.00	10.20	2.14	3,433.70	16,182.33	6,013.31	94,736.02
September	0.00	0.00	19.50	9,200.25	0.00	1,969.37	1,642.74	125.07	0.00	8.33	54,527.79	1,013.15	0.00	100.88	14.12	4,910.03	15,750.49	6,438.13	95,719.85
Total	0.00	1,859.04	423.89	113,031.87	0.00	7,270.72	48,733.71	2,083.90	2,632.10	81.27	683,039.36	14,231.79	5.79	639.78	95.11	50,226.75	175,710.78	63,634.73	1,163,700.59
Average	0.00	154.92	35.32	9,419.32	0.00	605.89	4,061.14	173.66	219.34	6.77	56,919.95	1,185.98	0.48	53.32	7.93	4,185.56	14,642.57	5,302.89	96,975.05
Percent	0.00%	0.16%	0.04%	9.71%	0.00%	0.62%	4.19%	0.18%	0.23%	0.01%	58.70%	1.22%	0.00%	0.05%	0.01%	4.32%	15.10%	5.47%	100.00%

FY 93/94

Month	Animals	Reef	Asbestos	C/D	Residue	Tires	Sludge	Direct	Fill	Furniture	Garbage	Land/Cirg.	Pest/Paint	Special	Trailers	Mulch	Trash/Other	Vegetation	Total
October	0.00	0.00	15.93	10,898.23	0.00	346.29	2,527.73	326.60	0.00	7.53	57,951.42	921.08	0.00	0.00	0.00	36.45	13,920.78	5,952.24	92,904.28
November	0.00	0.00	9.15	9,295.81	0.00	236.24	2,049.64	259.28	0.00	4.24	62,388.65	947.14	1.04	26.25	4.38	126.35	13,600.95	5,691.84	94,640.96
December	0.00	0.00	7.92	8,534.30	0.00	316.63	3,862.78	214.95	0.00	12.35	63,047.82	535.88	0.00	5.46	2.63	36.00	13,519.71	5,135.75	95,232.18
January	0.00	0.00	0.35	6,276.81	0.00	236.84	3,665.13	96.45	2.50	7.75	65,347.52	1,754.17	0.00	1.90	0.00	105.57	14,138.58	5,471.68	97,105.25
February	0.00	0.00	2.00	6,307.13	0.00	253.80	3,296.75	141.71	4.59	5.88	62,027.92	1,343.54	0.00	5.35	0.00	48.83	12,715.75	5,618.47	91,771.72
March	0.00	0.00	2.80	9,042.00	0.00	284.63	4,961.57	270.71	0.00	7.69	67,724.24	1,384.55	0.00	18.64	12.20	104.71	17,727.87	7,680.00	109,221.61
April	0.00	0.00	0.00	6,296.71	0.00	423.56	3,881.46	288.96	461.68	7.76	62,891.49	1,738.27	0.00	0.11	0.00	51.21	16,596.09	7,319.86	99,957.16
May	0.00	0.00	0.00	6,896.98	0.00	377.93	4,172.70	190.47	3,080.32	3.12	60,920.42	742.46	0.00	2.22	0.00	67.42	17,328.07	8,672.39	102,454.50
June	0.00	0.00	2.02	5,636.53	0.00	221.16	3,419.74	138.00	3,685.28	6.58	61,485.20	1,400.25	0.00	2.69	5.77	48.30	16,592.79	11,183.68	103,827.99
July	0.00	0.00	0.21	5,197.67	0.00	208.80	3,820.97	132.24	6,616.33	1.12	53,447.76	1,223.95	0.00	5.37	0.00	64.41	14,684.40	9,794.67	95,197.90
August	0.00	0.00	10.50	5,050.35	0.00	494.78	4,393.45	150.32	6,129.79	6.60	60,436.48	2,871.95	0.00	0.88	0.00	33.21	15,023.95	12,306.78	106,909.04
September	0.00	0.00	1.82	4,376.04	0.00	200.69	4,016.09	153.86	6,411.05	7.45	56,355.67	900.89	0.09	0.89	0.92	37.79	15,147.24	11,711.81	99,322.30
Total	0.00	0.00	52.70	83,808.56	0.00	3,601.35	44,068.01	2,363.55	26,391.54	78.07	734,024.59	15,764.13	1.13	69.76	25.90	760.25	180,996.18	96,539.17	1,188,544.89
Average	0.00	0.00	4.39	6,984.05	0.00	300.11	3,672.33	196.96	2,199.30	6.51	61,168.72	1,313.68	0.09	5.81	2.16	63.35	15,083.02	8,044.93	99,045.41
Percent	0.00%	0.00%	0.00%	7.05%	0.00%	0.30%	3.71%	0.20%	2.22%	0.01%	61.76%	1.33%	0.00%	0.01%	0.00%	0.06%	15.23%	8.12%	100.00%

FY 94/95

Month	Animals	Reef	Asbestos	C/D	Residue	Tires	Sludge	Direct	Fill	Furniture	Garbage	Land/Cirg.	Pest/Paint	Special	Trailers	Mulch	Trash/Other	Vegetation	Total
October	0.00	0.00	0.00	5,613.06	0.00	202.61	4,639.19	214.12	9,027.82	10.12	57,408.68	1,606.69	0.00	8.08	0.00	19.50	13,852.18	12,080.84	104,682.89
November	0.00	0.00	1.97	4,484.08	0.00	164.84	4,102.55	204.08	6,342.22	5.18	63,172.61	1,175.89	0.00	12.21	13.24	29.66	14,143.77	13,141.75	106,994.05
December	0.00	0.00	0.00	5,763.37	0.00	191.33	5,677.96	206.60	833.47	13.07	67,147.84	818.11	0.00	3.14	0.00	11.59	14,621.54	12,004.79	107,282.81
January	0.00	0.00	0.00	7,631.11	0.00	225.85	6,158.41	238.23	1,607.99	2.74	64,057.30	1,579.91	0.00	0.00	0.00	10.81	13,118.35	11,430.76	106,061.46
February	0.00	0.00	4.65	5,355.27	0.00	463.72	5,417.67	181.67	1,416.42	2.85	57,401.18	2,525.08	0.00	7.80	0.00	46.08	10,891.54	10,027.76	93,741.69
March	0.00	0.00	4.10	7,823.84	0.00	800.66	6,077.03	235.31	2,509.41	1.49	64,831.59	7,332.05	0.00	0.00	13.25	23.37	13,259.57	12,993.26	115,904.93
April	0.00	0.00	10.51	6,420.77	0.00	323.54	4,883.70	220.77	4,279.72	4.27	57,667.76	2,796.72	0.00	0.00	0.00	23.90	12,583.10	11,631.56	98,946.32
May	0.00	0.00	1.13	7,308.66	0.00	148.32	5,265.93	237.87	3,901.20	2.11	61,356.02	3,000.30	0.00	8.36	0.00	12.43	13,444.69	12,966.37	107,653.39
June	0.00	0.00	1.93	5,473.81	0.00	191.70	4,361.86	179.77	3,357.07	3.09	59,899.47	1,774.45	0.00	1.69	0.00	18.11	13,712.41	13,554.72	102,530.08
July	0.00	0.00	0.73	5,676.56	0.00	122.51	4,679.20	156.66	2,282.42	0.20	56,095.61	1,686.89	0.00	21.63	0.00	22.30	13,850.54	11,846.61	96,441.86
August	0.00	0.00	0.43	6,887.81	0.00	166.29	4,063.45	334.92	2,270.35	2.15	60,087.61	2,989.14	0.19	38.80	1.66	23.92	12,726.66	11,365.38	100,958.76
September	0.00	0.00	2.20	8,365.02	0.00	149.53	4,019.46	503.70	1,171.57	5.50	55,633.63	2,684.50	0.09	0.00	0.00	288.87	11,947.97	12,312.68	97,084.72
Total	0.00	0.00	27.65	76,803.36	0.00	3,150.90	59,346.41	2,913.70	37,099.66	52.77	724,759.30	29,969.73	0.28	101.71	28.15	530.54	158,152.32	145,356.48	1,238,292.96
Average	0.00	0.00	2.30	6,400.28	0.00	262.58	4,945.53	242.81	3,091.64	4.40	60,396.61	2,497.48	0.02	8.48	2.35	44.21	13,179.36	12,113.04	103,191.08
Percent	0.00%	0.00%	0.00%	6.20%	0.00%	0.25%	4.79%	0.24%	3.00%	0.00%	58.53%	2.42%	0.00%	0.01%	0.00%	0.04%	12.77%	11.74%	100.00%

FY 95/96

Month	Animals	Reef	Asbestos	C/D	Residue	Tires	Sludge	Direct	Fill	Furn.	Garbage	Land/Cirg.	Pest/Paint	Special	Trailers	Mulch	Trash/Other	Vegetation	Total
October	0.00	0.00	5.49	8,306.43	0.00	150.58	3,529.75	639.43	1,103.24	0.30	62,568.40	713.09	0.00	2.48	0.00	109.85	14,031.60	10,258.85	101,419.49
November	0.00	0.00	0.47	7,577.50	0.00	165.44	3,848.98	151.54	1,170.79	5.80	59,920.30	1,236.95	0.00	0.51	0.00	30.75	11,877.69	9,065.06	95,051.78
December	0.00	0.00	0.09	6,486.83	0.00	146.73	4,637.98	196.79	1,110.82	4.64	60,711.75	1,630.56	0.00	6.21	0.00	23.32	11,756.81	6,828.18	93,540.71
January	0.00	0.00	0.00	8,199.45	0.00	164.29	5,781.94	355.70	1,086.16	4.97	67,707.15	30.16	0.00	0.00	0.00	49.41	14,589.86	6,771.91	104,741.00
February	0.00	0.00	0.19	8,921.47	0.00	315.23	6,827.95	216.42	1,240.79	2.55	60,711.78	0.00	0.00	1.75	0.00	6.85	12,744.83	6,960.11	97,949.92
March	0.00	0.00	0.00	9,752.63	0.00	145.62	6,749.53	212.68	1,724.66	5.14	64,177.95	0.00	0.00	1.92	0.00	7.23	12,201.36	7,431.40	102,410.12
April	0.00	0.00	0.00	11,704.69	0.00	273.41	6,566.69	285.33	1,489.64	2.62	64,890.16	0.00	0.00	8.26	0.00	21.58	13,827.35	7,629.74	106,699.47
May	0.00	0.00	0.37	9,956.33	0.00	196.96	5,977.02	253.66	1,165.88	2.70	64,875.94	0.00	0.00	0.00	3.41	15.31	14,642.38	11,365.54	108,455.50
June	0.00	0.00	0.22	9,174.17	0.00	65.15	4,261.28	142.95	1,704.25	4.08	58,741.40	0.00	0.00	1.77	0.00	62.75	12,867.57	11,064.11	98,089.70
July	0.00	0.00	0.00	9,420.41	0.00	63.50	3,693.83	166.17	4,162.89	4.62	61,493.70	0.00	0.00	1.11	4.59	9.05	14,742.65	10,223.82	103,986.34
August	0.00	0.00	0.03	9,586.82	0.00	152.44	4,174.49	162.07	3,233.39	6.98	59,474.35	0.00	0.00	0.00	0.00	1.16	13,345.50	10,894.01	101,031.24
September	0.00	0.00	2.35	9,021.73	0.00	83.17	3,486.62	324.63	2,771.44	2.51	57,535.10	0.00	0.00	0.00	0.00	5.58	13,330.75	11,579.33	98,143.21
Total	0.00	0.00	9.21	108,108.46	0.00	1,922.52	59,536.06	3,107.37	21,963.95	46.91	742,807.98	3,610.76	0.00	24.01	8.00	342.84	159,958.35	110,072.06	1,211,518.48
Average	0.00	0.00	0.77	9,009.04	0.00	160.21	4,961.34	258.95	1,830.33	3.91	61,900.67	300.90	0.00	2.00	0.67	28.57	13,329.86	9,172.67	100,959.87
Percent	0.00%	0.00%	0.00%	8.92%	0.00%	0.16%	4.91%	0.26%	1.81%	0.00%	61.31%	0.30%	0.00%	0.00%	0.00%	0.03%	13.20%	9.09%	100.00%

FY 96/97

Month	Animals	Reef	Asbestos	C/D	Residue	Tires	Sludge	Direct	Fill	Furn.	Garbage	Land/Cirg.	Pest/Paint	Special	Trailers	Mulch	Trash/Other	Vegetation	Total
October	24.08	0.00	0.00	4,899.37	2,604.72	74.95	5,092.65	299.32	3,420.44	9.87	63,684.82	0.00	0.00	0.30	0.00	25.27	12,500.11	12,159.05	104,794.95
November	25.16	0.00	0.00	3,735.92	3,700.11	64.80	4,816.39	251.30	2,871.07	9.65	60,493.45	0.00	0.00	0.00	1.23	74.90	9,107.87	10,911.88	96,063.73
December	32.73	0.00	0.00	3,539.05	3,364.94	121.22	6,343.78	253.38	2,370.37	6.20	68,224.69	0.00	0.00	0.00	0.00	4.25	9,110.56	8,784.40	102,155.57
January	30.40	0.00	0.00	4,926.70	2,674.21	105.04	7,023.80	359.02	1,726.88	5.61	69,890.70	0.00	0.00	0.00	0.00	0.00	11,397.53	9,101.15	107,241.04
February	38.48	0.00	0.18	5,586.94	2,458.25	137.71	5,184.91	143.22	1,943.51	4.82	64,004.73	0.00	0.00	0.00	0.00	18.64	10,277.50	8,723.38	98,523.18
March	25.11	0.00	0.05	3,689.92	2,483.20	66.34	5,759.53	187.09	853.66	5.71	69,172.09	0.00	0.00	0.00	0.00	15.21	10,792.54	10,725.87	103,776.32
April	29.80	0.00	0.54	3,868.09	2,559.37	154.13	4,690.37	237.72	1,172.69	4.97	67,967.76	0.00	0.00	0.00	0.00	23.60	11,789.09	10,722.18	103,220.31
May	24.29	0.00	1.29	3,551.83	3,433.44	62.48	4,838.42	154.68	1,295.94	4.71	66,075.02	0.00	0.00	0.00	1.95	32.44	11,359.21	11,390.90	102,226.60
June	24.27	0.00	0.00	4,166.48	3,215.69	109.49	3,227.39	185.34	1,808.05	5.57	65,657.00	0.00	0.00	0.00	11.11	45.31	12,539.44	14,122.95	105,118.09
July	27.17	0.00	6.29	4,738.95	3,393.17	106.50	3,323.82	143.17	779.05	7.73	62,495.40	0.00	0.00	1.97	3.38	268.59	16,303.78	15,178.51	106,777.48
August	24.29	0.00	0.00	5,565.27	3,561.30	174.93	3,555.21	155.23	1,135.23	6.11	61,959.68	0.00	0.00	0.00	0.00	343.32	18,084.09	14,138.26	108,702.92
September	22.07	0.00	0.00	4,599.54	2,210.41	97.91	4,044.28	119.86	174.06	4.63	63,486.23	0.00	0.00	0.00	0.00	337.57	12,813.16	15,228.09	103,137.81
Total	327.85	0.00	8.35	52,868.06	35,658.81	1,275.50	57,900.55	2,489.33	19,550.95	75.58	783,111.57	0.00	0.00	3.18	17.67	1,189.10	146,074.88	141,186.62	1,241,738.00
Average	27.32	0.00	0.70	4,405.67	2,971.57	106.29	4,825.05	207.44	1,629.25	6.30	65,259.30	0.00	0.00	0.27	1.47	99.09	12,172.91	11,765.55	103,274.95
Percent	0.03%	0.00%	0.00%	4.27%	2.88%	0.10%	4.67%	0.20%	1.58%	0.01%	63.19%	0.00%	0.00%	0.00%	0.00%				

FY 97/98

Month	Animals	Reef	Asbestos	C/D	Residue	Tires	Sludge	Direct	Fill	Furn.	Garbage	Land/Cirg.	Pest/Paint	Special	Trailers	Mulch	Trash/Other	Vegetation	Total
October	30.03	0.00	3.58	5,117.25	886.16	118.56	4,658.74	125.88	1.16	6.11	63,954.20	0.00	0.00	0.00	4.26	1,371.62	14,388.30	16,310.09	106,975.94
November	29.31	0.00	0.13	3,383.36	1,101.40	106.00	4,756.44	153.59	1,512.54	6.97	61,556.38	0.00	0.00	0.00	5.99	2,867.70	15,056.04	14,171.71	104,707.56
December	29.28	0.00	0.01	3,556.46	3,205.38	210.00	5,623.69	166.24	2,436.99	4.43	76,370.40	0.00	0.00	0.00	0.00	933.89	26,734.87	12,500.23	131,771.87
January	30.08	0.00	0.00	3,846.19	1,777.57	162.35	5,356.55	238.28	1,080.95	9.48	73,860.62	0.00	0.00	1.33	2.91	1,782.50	18,028.13	13,811.48	119,988.42
February	36.99	0.00	0.00	4,012.11	1,358.45	188.23	4,859.63	473.34	549.54	4.75	68,785.89	0.00	0.00	0.00	0.00	404.81	13,510.78	15,576.43	109,760.95
March	36.57	0.00	0.54	4,359.51	1,040.02	148.89	5,910.31	290.97	758.58	8.37	74,819.39	0.00	20.75	0.00	0.00	430.69	13,989.24	15,516.77	117,330.60
April	23.87	0.00	0.52	4,552.77	1,130.97	244.69	5,662.41	221.24	995.41	6.69	69,316.43	0.00	14.35	12.05	0.00	249.50	15,335.40	15,697.53	113,455.63
May	28.53	0.00	0.00	5,992.04	1,139.68	131.46	4,937.82	123.83	1,681.89	7.87	65,843.07	0.00	14.34	8.73	0.00	646.33	15,492.87	15,707.62	111,756.08
June	24.76	0.00	0.00	5,364.35	1,013.57	139.84	4,872.86	172.25	3,369.46	4.13	67,419.02	0.00	7.95	0.97	2.42	542.72	13,737.85	16,116.31	112,788.46
July	23.03	0.00	0.18	5,437.23	785.44	133.26	4,153.95	132.06	2,666.90	8.44	67,195.38	0.00	14.52	0.00	0.00	323.20	14,867.14	16,981.46	112,722.19
August	30.00	0.00	0.13	4,747.50	671.25	198.66	3,731.75	245.17	1,373.54	8.10	64,250.48	0.00	12.65	0.00	0.00	434.41	14,174.91	16,781.69	106,660.24
September	26.91	0.00	0.00	4,666.82	935.08	132.80	3,807.38	156.46	1,984.73	8.18	67,366.88	0.00	14.19	0.00	0.00	408.72	14,759.49	17,146.63	111,414.27
Total	349.16	0.00	5.09	55,035.59	15,044.97	1,914.74	58,331.53	2,499.31	18,401.69	83.52	820,740.14	0.00	98.75	23.08	15.58	10,396.09	190,075.02	186,317.95	1,359,332.21
Average	29.10	0.00	0.42	4,586.30	1,253.75	159.56	4,860.96	208.28	1,533.47	6.96	68,395.01	0.00	8.23	1.92	1.30	866.34	15,839.59	15,526.50	113,277.68
Percent	0.03%	0.00%	0.00%	4.05%	1.11%	0.14%	4.29%	0.18%	1.35%	0.01%	60.38%	0.00%	0.01%	0.00%	0.00%	0.76%	13.98%	13.71%	100.00%

FY 98/99

Month	Animals	Reef	Asbestos	C/D	Residue	Tires	Sludge	Direct	Fill	Furn.	Garbage	Land/Cirg.	Pest/Paint	Special	Trailers	Mulch	Trash/Other	Vegetation	Total
October	28.82	0.00	0.00	7,130.23	1,501.06	343.84	4,015.31	170.98	2,080.61	8.46	67,524.06	0.00	13.70	0.00	2.12	558.47	15,908.93	17,343.25	116,329.84
November	25.19	0.00	0.00	7,455.80	1,149.37	469.40	4,048.61	290.72	3,932.44	11.00	70,550.44	0.00	12.15	0.00	0.00	390.38	13,490.91	15,480.43	117,225.84
December	31.23	0.00	0.00	6,969.96	719.47	586.15	4,701.64	224.02	3,518.02	13.37	76,769.96	0.00	10.29	0.00	0.00	410.43	13,822.50	13,027.89	120,804.93
January	27.84	0.00	0.00	5,406.54	859.03	557.00	4,909.81	224.10	4,895.99	8.08	74,846.18	0.00	13.89	0.00	0.00	498.56	14,330.34	12,688.65	119,266.01
February	30.47	0.00	0.03	6,061.65	886.32	514.29	4,752.49	235.69	6,381.01	4.31	68,363.65	0.00	11.82	0.00	0.00	551.07	13,335.25	13,603.58	114,631.73
March	33.42	0.00	0.82	8,064.36	617.71	551.65	5,617.34	187.52	5,558.88	14.16	75,501.86	0.00	20.93	9.30	3.36	515.21	15,231.18	16,251.54	131,179.24
April	26.91	0.00	0.00	7,552.92	394.53	609.04	5,487.50	220.16	4,714.67	4.97	73,092.18	0.00	15.50	0.97	0.00	594.48	16,048.17	16,508.31	125,270.31
May	22.73	0.00	1.31	6,475.69	312.83	504.42	5,536.91	151.28	3,495.96	9.88	70,640.14	0.00	17.29	12.57	0.00	507.36	15,473.88	17,378.65	120,540.90
June	23.94	0.00	0.00	6,216.75	422.97	496.66	4,234.26	239.25	6,203.57	12.90	76,717.83	0.00	20.26	4.14	2.33	588.58	17,126.35	19,451.23	131,761.02
July	28.32	0.00	0.32	5,671.07	263.73	304.57	3,916.79	270.37	6,655.37	12.22	70,472.43	0.00	16.79	0.00	0.00	734.69	16,356.54	18,864.34	123,567.55
August	22.47	0.00	0.00	6,642.06	351.04	284.76	3,709.11	158.15	6,056.03	17.40	73,471.41	0.00	19.18	0.00	14.54	732.43	16,537.78	19,997.93	127,114.29
September	22.92	0.00	0.00	5,673.29	211.39	184.92	3,434.34	197.73	4,820.80	12.40	73,683.91	0.00	13.90	13.91	5.68	681.67	16,322.87	20,778.33	126,058.06
Total	324.26	0.00	2.48	79,320.32	7,689.45	5,406.70	54,364.11	2,569.97	58,313.35	129.15	874,634.05	0.00	185.80	40.89	28.03	6,763.33	182,703.70	201,274.13	1,473,749.72
Average	27.02	0.00	0.21	6,610.03	640.79	450.56	4,530.34	214.16	4,859.45	10.76	72,886.17	0.00	15.48	3.41	2.34	563.61	15,225.31	16,772.84	122,810.48
Percent	0.02%	0.00%	0.00%	5.38%	0.52%	0.37%	3.69%	0.17%	3.96%	0.01%	59.35%	0.00%	0.01%	0.00%	0.00%	0.46%	12.40%	13.66%	100.00%

FY 99/00

Month	Animals	Reef	Asbestos	C/D	Residue	Tires	Sludge	Direct	Fill	Furn.	Garbage	Land/Cirg.	Pest/Paint	Special	Trailers	Mulch	Trash/Other	Vegetation	Total
October	29.93	0.00	0.00	5,904.09	186.71	147.62	3,316.23	380.88	3,800.94	12.32	75,429.94	0.00	11.39	23.38	0.00	1,030.96	14,666.95	21,885.64	126,826.98
November	22.22	0.00	1.08	5,918.34	143.10	176.30	4,686.77	342.37	4,676.42	13.17	74,895.94	0.00	16.42	0.00	0.00	934.72	14,372.82	21,188.47	127,388.14
December	36.39	0.00	0.00	5,698.34	142.50	265.52	4,775.46	328.46	4,328.21	14.47	76,583.23	0.00	20.89	18.51	3.99	642.11	14,117.24	14,518.76	121,484.08
January	28.13	0.00	0.47	5,730.83	254.78	159.52	4,892.84	368.16	8,255.79	8.48	75,317.43	0.00	15.37	13.40	10.26	572.11	13,904.23	13,061.84	122,593.64
February	28.44	0.00	0.03	5,520.51	395.23	186.74	4,042.63	500.03	4,768.14	16.02	72,963.01	0.00	16.31	23.11	0.00	718.37	13,222.10	13,865.71	116,266.38
March	24.78	0.00	0.00	5,975.37	417.98	220.97	4,654.17	343.40	5,183.96	12.16	79,324.98	0.00	23.11	16.57	0.00	583.42	15,373.44	14,910.71	127,065.02
April	24.21	0.00	1.49	6,369.07	680.56	174.98	3,856.13	320.53	4,551.38	13.29	72,516.07	0.00	18.09	0.00	3.16	477.10	14,384.94	14,100.39	117,491.39
May	25.05	0.00	0.00	5,918.17	666.43	181.38	5,099.54	305.16	6,679.88	12.67	75,451.41	0.00	19.60	11.73	2.32	692.61	15,263.85	15,577.80	125,907.60
June	18.82	0.00	0.50	5,521.64	633.82	145.03	4,314.36	253.55	5,659.13	17.62	71,775.00	0.00	18.25	0.00	1.35	681.82	15,272.03	15,696.86	120,009.78
July	25.15	0.00	0.00	5,483.15	289.30	129.49	4,425.77	284.95	5,101.21	21.16	70,910.34	0.00	16.92	9.95	5.77	708.99	15,803.54	15,388.36	118,604.05
August	25.49	0.00	0.00	6,444.41	438.96	231.76	4,798.54	268.68	5,162.53	17.48	74,834.09	0.00	19.58	12.56	16.23	2,543.40	17,746.71	18,723.82	131,284.24
September	26.23	0.00	0.00	5,386.38	503.06	96.84	4,314.51	306.84	5,514.93	24.03	70,273.57	0.00	22.43	0.00	3.49	897.56	14,532.30	16,263.53	118,165.70
Total	314.84	0.00	3.57	69,870.30	4,752.43	2,116.15	53,176.95	4,003.01	63,682.52	182.87	890,275.01	0.00	218.36	129.21	46.57	10,483.17	178,660.15	195,181.89	1,473,097.00
Average	26.24	0.00	0.30	5,822.53	396.04	176.35	4,431.41	333.58	5,306.88	15.24	74,189.58	0.00	18.20	10.77	3.88	873.60	14,888.35	16,265.16	122,758.08
Percent	0.02%	0.00%	0.00%	4.74%	0.32%	0.14%	3.61%	0.27%	4.32%	0.01%	60.44%	0.00%	0.01%	0.01%	0.00%	0.71%	12.13%	13.25%	100.00%

FY 00/01

Month	Animals	Reef	Asbestos	C/D	Residue	Tires	Sludge	Direct	Fill	Furn.	Garbage	Land/Cirg.	Pest/Paint	Special	Trailers	Mulch	Trash/Other	Vegetation	Total
October	35.41	0.00	0.78	5,361.70	536.81	135.38	4,099.36	274.50	3,886.63	23.44	76,361.31	0.00	40.87	22.68	3.15	728.93	16,527.90	16,388.72	124,427.57
November	25.40	0.00	0.00	5,278.28	88.00	112.47	3,360.84	276.81	5,676.68	25.91	76,844.28	0.00	27.74	0.08	4.37	676.46	14,214.76	13,881.03	120,493.11
December	26.57	0.00	0.00	4,786.04	47.19	251.83	5,379.57	193.25	8,076.91	37.81	77,103.01	0.00	10.96	0.00	0.00	350.24	13,929.38	10,861.61	121,054.37
January	30.55	0.00	0.00	4,333.81	71.21	152.08	6,014.81	466.71	4,614.96	36.32	79,731.75	0.00	16.93	10.90	5.69	502.07	14,741.07	12,215.72	122,944.58
February	30.21	0.00	0.00	4,443.20	44.91	178.36	5,512.18	327.95	4,888.15	41.73	70,793.69	0.00	24.90	0.00	2.81	574.84	13,447.32	12,815.95	113,126.20
March	27.72	0.00	0.00	5,002.41	46.07	210.24	5,513.66	383.54	4,741.50	36.21	81,001.95	0.00	11.99	0.00	0.00	602.72	15,841.51	15,540.83	128,960.35
April	31.32	0.00	1.13	4,690.49	55.56	89.37	5,323.18	326.04	3,856.28	33.72	74,681.73	0.00	12.73	0.00	11.44	574.03	15,830.68	14,469.89	119,987.59
May	36.32	0.00	0.21	5,970.43	78.12	112.66	5,301.67	372.14	4,474.77	12.37	77,468.21	0.00	250.78	0.26	6.38	676.77	16,927.00	17,072.76	128,680.85
June	24.03	0.00	0.87	6,018.64	77.29	127.91	3,727.38	499.64	4,339.29	9.59	74,775.70	0.00	18.58	0.00	2.67	770.59	17,175.61	17,514.89	125,082.68
July	27.16	0.00	9.64	6,080.58	119.31	150.68	3,884.75	425.79	5,204.60	14.70	78,090.39	0.00	22.49	0.00	6.15	1,635.36	16,887.58	17,414.84	129,974.02
August	26.85	0.00	0.00	7,141.26	96.20	193.19	4,195.53	346.38	4,318.29	12.91	77,542.10	0.00	19.52	0.00	4.40	1,458.59	16,938.83	18,410.64	130,704.69
September	33.22	0.00	0.00	5,607.28	109.10	69.29	4,075.55	277.57	4,726.00	12.99	70,346.37	0.00	12.75	0.00	0.00	934.04	15,018.43	17,160.18	118,382.77
Total	354.76	0.00	12.63	64,714.12	1,369.77	1,783.46	56,388.48	4,170.32	58,804.06	297.70	914,740.49	0.00	470.24	33.92	47.06	9,484.64	187,480.07	183,747.06	1,483,898.78
Average	29.56	0.00	1.05	5,392.84	114.15	148.62	4,699.04	347.53	4,900.34	24.81	76,228.37	0.00	39.19	2.83	3.92	790.39	15,623.34	15,312.26	123,658.23
Percent	0.02%	0.00%	0.00%	4.36%	0.09%	0.12%	3.80%	0.28%	3.96%	0.02%	61.64%	0.00%	0.03%	0.00%	0.00%	0.64%	12.63%	12.38%	100.00%

FY 01/02

Month	Animals	Reef	Asbestos	C/D	Residue	Tires	Sludge	Direct	Fill	Furn.	Garbage	Land/Cirg.	Pest/Paint	Special	Trailers	Mulch	Trash/Other	Vegetation	Total
October	39.36	0.00	3.16	7,538.43	121.88	119.80	4,366.43	149.62	4,887.16	14.52	80,051.97	0.00	17.84	0.00	0.00	1,266.16	17,830.55	19,391.01	135,797.89
November	27.16	0.00	0.00	6,712.73	28.03	79.09	4,899.44	89.69	5,619.19	14.98	77,287.88	0.00	21.13	0.00	6.98	860.12	14,954.28	15,161.21	125,761.91
December	33.94	0.00	0.00	5,969.71	71.04	120.14	5,534.03	193.51	5,253.46	17.90	79,533.80	0.00	25.30	0.00	0.70	604.62	14,342.68	12,332.41	124,033.24
January	29.99	0.00	0.00	5,925.52	3.61	158.99	5,247.15	265.38	6,294.81	14.19	82,873.32	0.00	29.77	11.09	4.60	730.06	15,336.88	14,734.75	131,690.11
February	28.44	0.00	0.00	5,972.42	29.51	100.84	5,142.97	133.72	4,514.17	11.06	77,101.58	0.00	20.91	0.00	3.10	462.26	14,481.86	15,070.55	123,073.39
March	43.84	0.00	0.00	5,586.53	31.82	140.53	6,362.86	99.38	5,054.31	17.59	76,330.01	0.00	19.56	11.29	0.00	606.31	14,536.74	13,662.98	122,403.75
April	28.25	0.00	0.00	6,365.51	106.41	204.93	6,289.43	92.74	3,197.34	13.41	82,324.53	0.00	24.95	0.00	0.00	528.30	16,461.67	15,629.01	131,266.48
May	36.52	0.00	0.00	7,525.60	71.01	94.16	5,567.86	3,232.51	12,496.83	15.33	81,580.75	0.00	22.95	0.00	5.05	1,060.18	16,891.76	18,804.57	147,405.08
June	31.68	0.00	0.00	6,227.50	66.93	66.42	5,741.94	3,593.71	3,404.02	11.86	77,740.57	0.00	23.68	0.00	3.21	1,717.47	15,493.66	17,933.31	132,055.96
July	38.92	0.00	4.62	5,876.28	133.85	56.93	5,078.12	4,179.39	3,979.46	9.27	82,982.94	0.00	24.66	0.00	12.21	1,630.43	17,231.18	19,140.43	140,378.69
August	35.03	0.00	0.00	6,298.73	111.59	94.24	3,479.61	1,368.28	4,735.51	15.31	78,707.20	0.00	27.38	0.00	0.00	2,258.45	16,478.85	20,280.77	133,890.95
September	36.53	0.00	0.77	4,869.94	191.27	154.96	4,102.27	3,098.28	11,402.90	13.36	74,171.20	0.00	24.02	0.00	0.86	1,874.88	14,613.66	17,285.02	131,839.92
Total	409.66	0.00	8.55	74,868.90	966.95	1,391.03	61,812.11	16,496.21	70,839.16	168.78	950,685.75	0.00	282.15	22.38	36.71	13,599.24	188,653.77	199,326.02	1,579,567.37
Average	34.14	0.00	0.71	6,239.08	80.58	115.92	5,151.01	1,374.68	5,903.26	14.07	79,223.81	0.00	23.51	1.87	3.06	1,133.27	15,721.15	16,610.50	131,600.61
Percent	0.03%	0.00%	0.00%	4.74%	0.06%	0.09%	3.91%	1.04%	4.48%	0.01%	60.19%	0.00%	0.02%	0.00%	0.00%	0.86%	11.94%	12.62%	100.00%

FY 02/03

Month	Animals	Reef	Asbestos	C/D	Residue	Tires	Sludge	Direct	Fill	Furn/App	Garbage	Land/Cirg.	Pest/Paint	Special	Trailers	Mulch	Trash/Other	Vegetation	Total
October	41.83	0.00	0.00	6,004.05	261.27	341.44	5,005.58	752.25	22,889.02	17.84	79,959.99	0.00	20.03	6.76	2.84	1,463.43	15,219.54	16,544.26	148,530.13
November	33.83	0.00	0.00	5,456.46	185.24	392.66	4,946.04	149.63	4,005.34	25.69	78,743.07	0.00	22.30	0.00	8.50	791.07	14,211.79	16,290.02	125,161.84
December	39.06	0.00	0.00	4,202.38	280.94	296.43	5,555.02	164.16	8,220.82	34.64	87,215.24	0.00	23.22	8.79	11.65	1,602.60	14,311.08	13,782.12	135,738.15
January	34.73	0.00	1.58	5,785.14	222.08	419.77	5,702.42	206.75	8,831.75	15.89	84,947.05	0.00	35.60	0.14	7.71	1,431.45	14,778.96	14,614.32	137,035.34
February	31.06	0.00	0.00	5,483.43	142.04	403.10	4,786.56	186.51	7,014.66	19.52	78,843.50	0.00	18.43	0.00	0.00	1,020.31	13,676.44	15,300.88	126,926.44
March	33.67	0.00	0.00	6,136.99	330.64	282.84	6,603.84	136.54	8,093.68	23.85	88,486.37	0.00	23.02	0.00	7.11	1,322.04	16,440.24	20,269.31	148,190.14
April	34.12	0.00	0.00	5,888.21	191.16	193.43	6,378.57	335.35	18,668.77	21.97	86,406.08	0.00	24.42	0.00	13.76	1,687.69	17,963.24	19,631.90	156,838.67
May	32.50	0.00	0.00	6,147.44	169.04	195.49	5,550.30	542.42	30,150.47	26.23	86,192.02	0.00	30.10	0.00	11.90	938.95	17,926.73	20,061.39	167,974.98
June	31.72	0.00	2.03	6,483.08	227.18	186.48	4,307.54	699.67	9,332.07	20.54	82,088.83	0.00	21.49	0.00	3.44	2,123.37	17,453.86	21,424.08	144,405.38
July	31.73	0.00	4.66	6,097.76	175.09	193.26	4,731.34	1,391.74	15,885.55	18.75	81,808.35	0.00	31.85	10.33	5.80	2,724.60	17,130.77	22,131.72	152,373.30
August	38.15	0.00	1.06	6,292.26	208.57	131.13	4,938.11	2,460.00	10,986.20	22.37	80,948.25	0.00	44.10	0.00	2.54	3,035.19	15,934.22	22,646.19	147,688.34
September	38.91	0.00	0.00	5,965.53	130.40	105.91	4,546.56	3,428.72	22,975.56	19.90	81,934.74	0.00	30.35	0.05	4.88	1,292.56	16,593.83	22,680.32	159,748.22
Total	421.31	0.00	9.33	69,942.73	2,523.65	3,131.94	62,951.88	10,453.94	167,053.89	267.19	997,573.49	0.00	324.91	26.07	80.13	19,433.26	191,040.70	225,376.51	1,750,610.93
Average	35.11	0.00	0.78	5,828.56	210.30	261.00	5,245.99	871.16	13,921.16	22.27	83,131.12	0.00	27.08	2.17	6.68	1,619.44	15,920.06	18,781.38	145,884.24
Percent	0.02%	0.00%	0.00%	4.00%	0.14%	0.18%	3.60%	0.60%	9.54%	0.02%	56.98%	0.00%	0.02%	0.00%	0.00%	1.11%	10.91%	12.87%	100.00%

FY 03/04

Month	Animals	Reef	Asbestos	C/D	Residue	Tires	Sludge	Direct	Fill	Furn./App	Garbage	Land/Cirg.	Pest/Paint	Special	Trailers	Mulch	Trash/Other	Vegetation	Total
October	39.01	0.00	0.00	6,622.89	60.46	172.64	4,966.58	1,054.16	27,266.08	25.10	83,280.46	0.00	21.70	0.00	0.00	950.97	15,244.31	21,501.01	161,205.37
November	29.85	0.00	0.00	5,830.30	1.40	152.24	4,595.21	1,116.85	11,078.83	22.52	80,342.64	0.00	23.25	0.00	14.63	828.81	13,558.66	18,161.62	135,756.81
December	35.16	0.00	0.39	5,627.50	2.06	1,548.45	5,786.22	1,800.70	8,250.81	23.42	93,006.37	0.00	30.95	0.00	7.41	639.99	14,114.57	17,018.84	147,892.84
January	41.85	0.00	1.14	6,208.64	0.00	112.21	5,665.62	628.45	8,364.68	22.30	87,947.47	0.00	34.02	0.85	2.87	752.55	13,969.12	16,825.97	140,577.74
February	37.76	0.00	0.00	6,242.82	19.90	584.40	5,067.48	1,400.81	6,720.63	20.05	82,824.86	0.00	20.70	0.00	5.68	508.22	13,692.18	15,756.28	132,901.77
March	39.71	0.00	2.75	5,500.25	0.00	259.21	6,740.49	1,537.29	9,978.99	50.36	93,969.16	0.00	46.11	0.00	0.74	767.87	16,045.76	20,630.48	155,569.17
April	36.50	0.00	0.16	5,702.52	0.00	161.18	7,365.53	1,353.43	7,253.87	15.49	88,504.46	0.00	28.15	0.00	2.34	1,025.76	17,615.31	21,408.11	150,473.81
May	29.90	0.00	2.15	5,761.06	0.00	101.33	5,275.58	135.13	8,684.55	16.91	85,063.42	0.00	21.45	0.00	14.94	694.96	17,421.34	22,872.15	146,094.87
June	44.54	0.00	0.00	17,687.61	0.00	126.94	5,137.44	679.63	16,514.17	21.34	86,558.12	0.00	30.55	0.00	1.07	788.17	18,322.96	24,473.37	170,385.91
July	33.21	0.00	0.00	6,489.77	0.00	212.42	4,783.93	1,130.05	20,717.07	25.32	85,310.33	0.00	32.60	0.00	11.92	820.77	18,926.38	23,347.59	161,841.36
August	39.11	0.00	0.00	6,570.04	0.00	142.02	4,557.97	2,061.44	13,836.83	22.14	88,738.61	0.00	37.05	0.00	16.44	149.60	18,636.74	26,008.31	160,816.30
September	30.93	0.00	0.00	6,972.31	18.94	118.64	4,623.93	759.84	7,488.84	20.34	111,183.74	0.00	22.37	0.00	2.99	1,639.68	13,492.61	22,470.24	168,845.40
Total	437.53	0.00	6.59	85,215.71	102.76	3,691.68	64,565.98	13,657.78	146,155.35	285.29	1,066,729.64	0.00	348.90	0.85	81.03	9,567.35	191,039.94	250,474.97	1,832,361.35
Average	36.46	0.00	0.55	7,101.31	8.56	307.64	5,380.50	1,138.15	12,179.61	23.77	88,894.14	0.00	29.08	0.07	6.75	797.28	15,920.00	20,872.91	152,696.78
Percent	0.02%	0.00%	0.00%	4.65%	0.01%	0.20%	3.52%	0.75%	7.98%	0.02%	58.22%	0.00%	0.02%	0.00%	0.00%	0.52%	10.43%	13.67%	100.00%

FY 04/05

Month	Animals	Reef	Asbestos	C/D	Residue	Tires	Sludge	Direct	Fill	Furn./App	Garbage	Land/Cirg.	Pest/Paint	Special	Trailers	Mulch	Trash/Other	Vegetation	Total
October	45.11	0.00	0.00	12,590.13	0.00	118.83	5,024.78	219.48	19,906.74	20.29	96,423.44	0.00	23.18	0.00	7.49	528.27	14,551.56	22,079.64	171,538.94
November	41.82	0.00	0.00	12,304.79	0.00	111.32	6,442.78	128.46	21,194.71	23.02	94,856.70	0.00	27.83	0.00	20.44	1,615.77	15,188.93	21,827.72	173,784.29
December	31.44	0.00	0.00	12,500.47	0.00	343.09	6,707.04	681.82	25,375.23	27.02	97,800.29	0.00	39.46	0.00	0.00	259.27	22,197.92	21,320.00	187,283.05
January	39.57	0.00	1.87	12,275.42	3.58	238.04	6,425.29	1,695.23	17,205.22	32.22	96,296.96	0.00	27.52	0.00	8.07	671.27	18,517.95	19,580.85	173,019.07
February	32.89	0.00	0.00	13,802.74	0.73	311.27	6,839.97	1,534.59	18,552.60	31.46	88,239.89	0.00	19.67	0.00	0.00	651.60	16,202.42	16,720.86	162,940.69
March	38.87	0.00	0.00	14,014.56	0.00	385.43	8,729.67	739.67	23,859.19	23.94	104,044.42	0.00	43.49	0.00	5.35	478.93	17,880.00	18,783.71	189,027.13
April	34.04	0.00	1.79	12,454.07	3.85	160.04	7,942.95	122.83	23,533.06	16.73	94,732.89	0.00	43.95	0.00	0.00	779.48	18,580.71	19,436.76	177,113.15
May	31.78	0.00	0.11	13,041.44	0.00	133.48	6,940.42	2,517.17	27,104.22	22.61	95,318.14	0.00	34.20	0.00	0.00	937.81	17,359.92	20,311.25	183,752.55
June	25.99	0.00	0.00	11,335.57	0.00	138.97	6,533.94	2,265.49	16,773.65	25.26	97,939.56	0.00	52.55	2.90	3.01	306.89	19,055.56	23,721.09	178,180.43
July	24.91	0.00	0.00	10,423.19	0.00	143.56	5,615.06	625.61	8,864.30	15.57	86,879.16	0.00	32.60	0.00	0.79	848.87	17,389.49	21,978.09	152,841.20
August	27.90	0.00	0.37	11,751.47	0.00	170.78	5,946.68	959.13	9,274.26	15.28	91,187.85	0.00	32.53	0.00	0.70	597.53	16,762.63	24,898.99	166,620.10
September	28.26	0.00	0.00	10,513.70	0.00	182.81	5,697.16	1,788.86	8,577.27	23.84	85,721.65	0.00	29.78	0.00	14.23	657.53	16,496.55	26,511.29	156,242.93
Total	402.58	0.00	4.14	147,007.55	8.16	2,437.62	78,845.74	13,278.34	220,220.45	277.24	1,129,440.95	0.00	406.76	2.90	60.08	8,333.12	209,453.65	257,170.25	2,067,349.53
Average	33.55	0.00	0.35	12,250.63	0.68	203.14	6,570.48	1,106.53	18,351.70	23.10	94,120.08	0.00	33.90	0.24	5.01	694.43	17,454.47	21,430.85	172,279.13
Percent	0.02%	0.00%	0.00%	7.11%	0.00%	0.12%	3.81%	0.64%	10.65%	0.01%	54.63%	0.00%	0.02%	0.00%	0.00%	0.40%	10.13%	12.44%	100.00%

FY 05/06

Month	Animals	Reef	Asbestos	C/D	Residue	Tires	Sludge	Direct LF	Fill	Furn./App	Garbage	Land/Cirg.	Pest/Paint	Special	Trailers	Mulch	Trash/Other	Vegetation	Total
October	29.38	0.00	0.00	8,564.65	0.00	141.87	5,506.80	1,587.61	6,936.04	16.28	94,920.99	0.00	28.20	0.00	3.43	334.98	13,032.22	20,714.80	151,817.25
November	28.88	0.00	0.00	10,779.11	0.00	100.75	6,683.19	564.40	9,525.82	21.32	104,308.85	0.00	38.28	0.00	22.92	231.30	9,746.30	14,242.81	156,293.93
December	24.73	0.00	0.68	17,634.21	0.00	177.21	8,019.86	779.89	7,953.01	17.12	99,328.87	0.00	21.56	0.00	20.79	297.82	16,907.98	18,230.50	169,414.23
January	39.20	0.00	0.00	19,901.82	0.00	101.78	7,306.13	809.31	7,056.46	17.16	97,985.66	0.00	29.70	0.00	6.72	527.03	18,829.53	20,700.44	173,310.94
February	25.14	0.00	0.00	17,265.02	4.27	232.65	7,084.26	781.90	6,078.26	14.17	89,136.99	0.00	29.64	2.85	2.00	559.12	16,553.46	18,907.76	156,677.49
March	28.90	0.00	1.04	24,392.95	0.00	194.14	7,525.37	2,755.45	6,045.93	24.79	100,787.74	0.00	39.61	0.00	20.07	1,120.08	18,192.43	20,581.00	181,709.50
April	30.56	0.00	1.78	21,252.74	0.00	117.36	6,625.37	1,227.12	5,930.15	11.01	91,605.35	0.00	22.25	0.00	4.78	923.86	15,943.98	20,028.01	163,724.32
May	21.89	0.00	9.23	21,170.62	0.00	126.04	7,825.41	3,792.54	5,447.98	15.31	99,285.87	0.00	27.72	0.00	4.77	0.00	17,969.15	24,653.92	180,350.45
June	39.99	0.00	0.81	22,113.32	10.26	135.09	5,829.10	3,253.57	11,313.89	14.59	91,979.75	0.00	31.49	0.00	31.84	69.38	17,563.81	25,599.41	177,986.30
July	26.97	0.00	0.00	16,901.31	0.00	209.72	6,928.42	2,338.04	9,023.40	13.54	88,171.24	0.00	22.16	0.00	6.74	1,651.34	16,072.37	25,254.75	166,620.00
August	30.79	0.00	0.18	15,975.04	0.00	263.30	5,145.11	9,412.87	8,571.77	14.63	89,208.74	0.00	22.02	0.00	0.00	106.44	14,906.15	26,886.03	170,543.07
September	29.64	0.00	0.00	14,513.36	0.00	130.38	4,306.02	8,727.41	12,985.39	21.82	88,334.18	0.00	17.73	0.41	4.40	1,548.54	14,692.59	24,265.74	169,577.61
Total	356.07	0.00	13.72	210,464.15	14.53	1,930.29	78,785.04	36,030.11	96,868.10	201.74	1,135,054.23	0.00	330.36	3.26	128.46	7,369.89	190,409.97	260,065.17	2,018,025.09
Average	29.67	0.00	1.14	17,538.68	1.21	160.86	6,565.42	3,002.51	8,072.34	16.81	94,587.85	0.00	27.53	0.27	10.71	614.16	15,867.50	21,672.10	168,168.76
Percent	0.02%	0.00%	0.00%	10.43%	0.00%	0.10%	3.90%	1.79%	4.80%	0.01%	56.25%	0.00%	0.02%	0.00%	0.01%	0.37%	9.44%	12.89%	100.00%

FY 06/07

Month	Animals	Reef	Asbestos	C/D	Residue	Tires	Sludge	Direct LF	Fill	Furn/App	Garbage	Land/Cirg.	Pest/Paint	Special	Trailers	Mulch	Trash/Other	Vegetation	Total
October	32.02	0.00	0.00	13,716.95	0.00	165.41	4,470.08	4,329.25	16,313.67	14.28	85,256.05	0.00	25.37	0.00	3.51	1,754.63	13,994.84	22,452.47	162,528.53
November	23.62	0.00	6.83	12,571.49	0.00	153.06	5,315.03	1,903.18	9,949.04	11.58	87,776.62	0.00	29.13	0.00	24.15	5.93	13,473.26	18,647.75	149,890.67
December	28.90	0.00	0.58	11,312.72	2.13	136.82	6,757.72	2,270.10	6,833.49	16.19	90,459.72	0.00	22.71	0.00	5.89	2,588.87	13,160.32	14,238.13	147,834.29
January	37.34	0.00	0.00	12,883.50	0.00	159.26	8,567.71	2,683.74	6,504.60	9.69	96,194.13	0.00	35.71	11.12	5.67	434.28	14,992.02	17,295.19	159,813.96
February	33.42	0.00	0.00	9,653.58	22.50	176.65	7,065.32	2,424.25	3,591.89	15.98	83,792.63	0.00	34.01	0.00	5.14	644.05	12,375.32	15,097.99	134,932.73
March	40.62	0.00	0.32	10,401.32	0.00	157.18	7,514.71	2,594.25	5,734.94	25.55	92,311.83	0.00	30.78	3.08	10.02	1,235.60	13,439.14	17,156.65	150,655.99
April	29.83	0.00	0.00	11,122.67	0.00	172.63	7,434.71	189.94	3,556.23	14.42	87,373.33	0.00	21.33	0.50	0.00	671.21	13,607.79	18,796.28	142,990.87
May	32.85	0.00	0.65	11,017.16	0.00	147.27	6,209.49	1,031.56	7,756.01	11.18	91,203.96	0.00	32.61	1.53	0.00	885.24	14,277.53	23,614.49	156,121.53
June	32.55	0.00	0.00	9,906.71	0.00	131.51	5,524.89	2,408.65	4,676.77	13.49	88,774.59	0.00	34.26	2.36	0.33	659.70	14,245.44	23,078.52	149,489.77
July	26.67	0.00	0.82	8,080.89	0.00	117.07	5,217.15	2,999.16	7,763.44	12.02	89,772.71	0.00	30.21	0.00	3.94	916.41	14,483.58	22,824.26	152,248.33
August	39.72	0.00	0.20	8,929.02	0.00	313.74	5,630.01	265.71	5,919.84	10.11	87,899.70	0.00	44.22	0.00	15.34	1,470.76	15,013.33	21,901.23	147,452.93
September	24.64	0.00	0.00	6,527.67	0.00	181.93	5,518.26	429.55	6,574.88	9.35	79,747.39	0.00	17.81	0.79	3.64	0.00	12,802.96	16,763.78	128,602.65
Total	382.18	0.00	9.40	126,123.68	24.63	2,012.53	75,225.08	23,529.34	85,174.80	163.84	1,060,562.66	0.00	358.15	19.38	77.63	11,266.68	165,865.53	231,766.74	1,782,562.25
Average	31.85	0.00	0.78	10,510.31	2.05	167.71	6,268.76	1,960.78	7,097.90	13.65	88,380.22	0.00	29.85	1.62	6.47	938.89	13,822.13	19,313.90	148,546.85
Percent	0.02%	0.00%	0.00%	7.08%	0.00%	0.11%	4.22%	1.32%	4.78%	0.01%	59.50%	0.00%	0.02%	0.00%	0.00%	0.63%	9.30%	13.00%	100.00%

FY 07/08

Month	Animals	Reef	Asbestos	C/D	Residue	Tires	Sludge	Direct LF	Fill	Furn/App	Garbage	Land/Cirg.	Pest/Paint	Special	Trailers	Mulch	Trash/Other	Vegetation	Total
October	27.37	0.00	0.00	6,717.09	0.00	160.97	5,342.07	648.07	10,524.34	26.77	93,741.53	0.00	34.44	1.50	0.00	738.95	15,795.42	17,673.19	151,431.71
November	34.49	0.00	0.00	5,780.74	0.42	121.79	4,098.44	435.26	11,205.55	4.44	87,802.94	0.00	35.28	0.00	0.25	374.99	13,241.97	15,037.94	138,174.50
December	31.87	0.00	0.00	5,442.68	6.25	142.75	5,524.63	1,418.21	9,905.89	11.59	88,458.28	0.00	31.83	0.00	2.62	1,187.18	12,167.55	11,332.08	135,664.61
January	31.88	0.00	0.00	6,518.81	24.39	219.12	6,072.90	1,301.82	9,470.28	17.41	93,120.41	0.00	39.15	0.00	0.00	414.60	13,394.70	13,723.17	144,347.64
February	31.81	0.00	0.00	5,551.99	4.48	234.71	4,630.24	2,342.30	6,971.53	7.53	87,517.75	0.00	37.61	0.11	0.44	700.61	12,259.01	12,668.89	132,959.01
March	35.38	0.00	0.00	5,951.02	19.60	149.14	7,066.68	2,065.65	8,572.13	13.07	91,211.82	0.00	32.28	0.00	0.64	1,050.03	13,164.90	14,317.98	143,650.32
April	34.61	0.00	0.58	7,092.57	0.00	181.25	6,872.05	1,866.67	9,674.29	10.94	88,978.15	0.00	50.96	0.00	2.43	808.84	14,593.37	16,525.73	146,672.44
May	28.31	0.00	0.54	5,402.15	20.28	114.13	5,521.51	2,516.49	9,349.89	10.56	84,267.69	0.00	36.41	0.00	0.00	0.00	13,142.06	19,112.27	139,522.29
June	25.92	0.00	0.00	6,293.40	0.00	113.36	6,089.02	3,672.54	8,936.23	7.34	80,835.58	0.00	38.14	0.00	0.00	901.52	12,613.35	19,573.06	139,099.46
July	36.01	0.00	0.00	6,418.03	0.00	148.90	5,553.47	7,015.98	8,458.57	7.77	82,731.93	0.00	53.94	0.04	3.42	1,405.80	14,152.42	20,861.30	146,847.58
August	26.76	0.00	0.00	5,021.19	0.00	173.52	5,016.09	2,900.39	8,760.30	6.30	78,336.60	0.00	31.34	0.00	7.09	0.00	13,481.42	20,007.28	133,768.28
September	32.15	0.00	0.34	4,649.58	0.00	147.32	6,715.91	1,122.41	7,837.23	3.86	79,237.26	0.00	36.19	0.00	0.00	542.54	13,464.72	20,083.25	133,872.76
Total	376.56	0.00	1.46	70,839.25	75.42	1,886.96	68,503.01	27,305.79	109,666.23	127.58	1,036,240.94	0.00	456.57	1.65	17.09	8,125.06	161,470.89	200,916.14	1,686,010.60
Average	31.38	0.00	0.12	5,903.27	6.29	157.25	5,708.58	2,275.48	9,138.85	10.63	86,353.41	0.00	38.05	0.14	1.42	677.09	13,455.91	16,743.01	140,500.88
Percent	0.02%	0.00%	0.00%	4.20%	0.00%	0.11%	4.06%	1.62%	6.50%	0.01%	61.46%	0.00%	0.03%	0.00%	0.00%	0.48%	9.58%	11.92%	100.00%

FY 08/09

Month	Animals	Reef	Asbestos	C/D	Residue	Tires	Sludge	Direct LF	Fill	Furn/App	Garbage	Land/Cirg.	Pest/Paint	Special	Trailers	Mulch	Trash/Other	Vegetation	Total
October	27.08	0.00	0.00	4,881.48	2.42	109.37	4,628.69	1,089.45	9,129.29	4.32	78,777.22	0.00	38.34	0.00	5.19	1,208.85	13,087.12	20,075.16	133,063.98
November	27.37	0.00	0.90	6,817.59	21.93	87.15	3,542.80	501.96	5,532.31	7.57	70,942.98	0.00	24.29	0.00	0.89	208.92	9,891.33	15,318.12	113,326.11
December	38.24	0.00	0.00	3,705.71	0.00	99.09	5,293.59	1,885.87	5,335.64	8.72	86,074.31	0.00	49.62	0.00	0.00	176.48	10,586.08	14,101.72	127,349.07
January	35.50	0.00	0.00	3,393.15	0.00	109.70	5,878.17	1,750.41	5,120.04	6.80	80,206.49	0.00	43.49	0.00	3.18	1,112.12	10,176.67	14,121.18	121,956.90
February	29.69	0.00	0.00	3,810.32	0.00	345.49	6,261.61	1,221.31	4,250.25	7.27	72,104.89	0.00	37.07	0.00	0.00	798.46	8,645.17	12,900.34	110,411.87
March	27.38	0.00	0.00	4,039.86	0.00	100.02	6,641.73	838.16	5,228.22	22.95	81,540.81	0.00	35.98	0.00	0.00	7.62	11,775.36	15,860.71	126,118.80
April	36.42	0.00	0.00	3,959.98	0.00	106.97	8,103.25	198.47	6,325.49	8.04	78,445.90	0.00	43.01	0.00	0.00	1,594.45	11,614.44	16,933.77	127,370.19
May	28.43	0.00	0.00	3,514.94	0.00	80.66	7,509.28	1,112.19	5,784.28	11.17	78,536.03	0.00	55.63	0.00	0.00	0.00	11,086.14	15,980.73	123,699.48
June	34.15	0.00	1.83	4,018.63	0.00	108.37	7,009.20	2,117.41	7,775.53	8.88	80,860.88	0.00	41.98	0.00	0.00	1,846.89	12,345.02	19,271.73	135,440.50
July	35.45	0.00	0.00	4,137.12	0.00	68.35	8,128.77	1,501.00	7,834.91	9.04	76,858.99	0.00	37.12	0.00	10.19	281.43	13,998.20	20,112.39	133,012.96
August	25.00	0.00	0.00	3,977.63	0.00	92.07	8,538.76	257.33	7,134.16	10.86	72,510.67	0.00	40.91	0.00	0.00	571.23	10,765.45	17,070.21	120,994.28
September	31.86	0.00	0.10	3,809.21	0.00	71.15	9,270.19	246.72	6,415.21	7.68	72,881.25	0.00	39.06	0.00	0.00	1,807.07	10,983.19	16,849.92	122,412.61
Total	376.57	0.00	2.83	50,069.62	24.35	1,368.39	80,806.04	12,720.28	76,265.33	113.30	929,740.42	0.00	486.50	0.00	19.45	9,613.52	134,954.17	198,595.98	1,495,156.75
Average	31.38	0.00	0.24	4,172.47	2.03	114.03	6,733.84	1,060.02	6,355.44	9.44	77,478.37	0.00	40.54	0.00	1.62	801.13	11,246.18	16,549.67	124,596.40
Percent	0.03%	0.00%	0.00%	3.35%	0.00%	0.09%	5.40%	0.85%	5.10%	0.01%	62.18%	0.00%	0.03%	0.00%	0.00%	0.64%	9.03%	13.28%	100.00%

FY 09/10

Month	Animals	Reef	Asbestos	C/D	Residue	Tires	Sludge	Direct LF	Fill	Furn./App	Garbage	Land/Cirg.	Pest/Paint	Special	Trailers	Mulch	Trash/Other	Vegetation	Total
October	34.36	0.00	0.00	3,847.88	3.18	157.14	9,420.82	169.37	4,738.98	16.72	70,866.39	0.00	51.30	0.00	0.00	0.00	11,167.70	15,255.51	115,729.35
November	27.08	0.00	0.00	3,054.84	0.00	115.62	9,995.40	950.08	4,641.31	9.65	73,115.54	0.00	48.18	0.00	0.00	21.31	10,414.99	12,853.70	115,247.70
December	32.75	0.00	0.69	3,289.77	0.00	225.13	11,976.01	154.87	5,193.59	6.21	82,889.34	0.00	43.97	0.00	6.49	342.33	9,212.61	11,650.80	125,024.56
January	37.71	0.00	0.00	3,319.71	0.00	111.11	12,512.72	1,198.96	4,719.53	7.33	75,892.70	0.00	37.29	0.00	0.00	66.87	9,464.84	12,106.06	119,474.83
February	29.81	0.00	0.00	3,004.13	0.00	213.06	12,175.94	356.99	5,012.31	8.57	72,929.47	0.00	41.16	0.00	0.00	0.00	11,095.85	13,627.04	118,494.33
March	29.48	0.00	0.00	3,476.96	0.00	231.81	14,729.92	409.87	7,216.53	21.35	86,016.03	0.00	51.10	0.00	0.00	0.00	10,783.70	13,668.84	136,635.59
April	29.37	0.00	0.00	4,121.13	0.00	269.41	13,367.64	258.44	9,837.49	25.44	81,181.91	0.00	50.94	0.00	0.00	0.00	10,845.05	16,772.14	136,738.06
May	34.64	0.00	0.03	4,532.26	0.00	230.12	11,792.90	163.10	12,185.88	12.03	74,546.53	0.00	39.39	0.00	0.00	2.26	11,207.59	17,141.26	131,887.98
June	29.28	0.00	0.21	4,178.95	1.55	274.58	11,162.50	2,282.41	11,589.49	7.47	75,879.70	0.00	46.65	0.00	8.87	0.00	12,003.65	19,514.48	138,979.79
July	25.77	0.00	0.06	3,869.94	30.48	228.43	10,157.18	2,684.88	9,997.84	8.70	73,404.24	0.00	51.60	0.00	0.00	0.00	10,794.64	18,338.63	129,592.39
August	33.79	0.00	0.61	4,025.38	3.83	294.22	9,156.23	3,326.49	10,314.77	5.28	76,110.79	0.00	36.62	0.00	0.55	0.00	11,454.30	18,854.17	133,617.03
September	25.96	0.00	0.00	3,706.22	0.00	315.98	9,653.95	5,038.44	10,144.75	5.08	71,006.40	0.00	45.64	0.00	1.31	0.00	10,650.94	19,144.19	129,738.86
Total	370.00	0.00	1.60	44,427.17	39.04	2,666.61	136,101.21	16,993.90	95,592.47	133.83	913,818.14	0.00	543.84	0.00	17.22	432.77	129,095.86	188,926.82	1,529,160.48
Average	30.83	0.00	0.13	3,702.26	3.25	222.22	11,341.77	1,416.16	7,966.04	11.15	76,151.51	0.00	45.32	0.00	1.44	36.06	10,757.99	15,743.90	127,430.04
Percent	0.02%	0.00%	0.00%	2.91%	0.00%	0.17%	8.90%	1.11%	6.25%	0.01%	59.76%	0.00%	0.04%	0.00%	0.00%	0.03%	8.44%	12.35%	100.00%

FY 10/11

Month	Animals	Reef	Asbestos	C/D	Residue	Tires	Sludge	Direct LF	Fill	Furn./App	Garbage	Land/Cirg.	Pest/Paint	Special	Trailers	Mulch	Trash/Other	Vegetation	Total
October	30.12	0.00	0.00	3,498.89	4.68	235.32	10,147.66	3,883.71	9,466.70	10.27	68,959.02	0.00	42.26	0.00	5.31	0.00	10,840.32	16,648.61	123,772.87
November	29.35	0.00	1.60	3,096.25	0.00	246.08	10,678.64	1,746.41	10,271.44	10.18	74,647.92	0.00	48.21	0.00	0.00	0.00	10,378.46	13,822.17	124,976.71
December	30.36	0.00	0.00	3,796.25	0.00	196.09	12,173.85	2,316.39	9,582.44	8.38	76,486.44	0.00	70.95	0.00	0.00	0.00	10,155.09	11,248.98	126,067.22
January	36.79	0.00	0.00	5,034.01	0.00	123.45	12,649.98	5,435.85	9,174.41	5.03	77,127.86	0.00	43.44	0.00	0.00	0.00	10,793.93	13,101.10	133,525.85
February	32.11	0.00	0.00	3,603.60	0.00	97.96	12,404.21	1,978.64	7,485.51	11.02	70,892.60	0.00	43.24	0.00	0.00	2.21	10,822.38	13,248.26	120,721.74
March	28.26	0.00	0.00	3,593.53	11.55	132.55	14,925.40	334.08	7,651.95	4.69	81,073.70	0.00	49.94	0.00	0.00	4.16	12,272.83	15,637.83	135,720.47
April	26.07	0.00	0.00	3,219.78	0.00	87.56	13,506.01	880.73	4,174.76	5.19	75,721.67	0.00	43.85	0.00	0.00	0.00	11,675.83	15,140.69	124,482.14
May	26.49	0.00	0.00	3,477.41	2.05	149.73	11,268.44	3,852.16	5,497.89	7.32	74,907.65	0.00	42.46	0.00	0.00	0.00	12,915.89	15,704.22	127,851.71
June	26.75	0.00	0.00	4,090.84	0.29	98.70	9,657.26	426.02	5,955.48	3.70	72,632.73	0.00	46.68	0.00	0.00	3.93	12,242.53	16,922.94	122,107.85
July	29.94	0.00	0.09	3,234.54	29.57	108.84	9,938.54	172.35	5,690.87	4.48	70,532.55	0.00	49.18	0.00	0.00	0.00	11,773.15	16,183.17	117,747.27
August	28.36	0.00	0.00	4,439.98	5.56	78.02	9,071.37	183.34	6,800.66	6.32	76,639.17	0.00	50.71	0.00	0.00	2.23	13,589.53	18,618.91	129,514.16
September	31.73	0.00	0.00	4,066.52	7.11	93.03	9,759.60	3,770.29	5,344.82	7.84	71,686.98	0.00	17.93	0.00	0.00	2.05	12,453.31	17,137.58	124,378.79
Total	356.33	0.00	1.69	45,151.60	60.81	1,647.33	136,180.96	24,979.97	87,096.93	84.42	891,310.29	0.00	548.85	0.00	5.31	14.58	140,013.25	183,414.46	1,510,866.78
Average	29.69	0.00	0.14	3,762.63	5.07	137.28	11,348.41	2,081.66	7,258.08	7.04	74,275.86	0.00	45.74	0.00	0.44	1.22	11,667.77	15,284.54	125,905.57
Percent	0.02%	0.00%	0.00%	2.99%	0.00%	0.11%	9.01%	1.65%	5.76%	0.01%	58.99%	0.00%	0.04%	0.00%	0.00%	0.00%	9.27%	12.14%	100.00%

FY 11/12

Month	Animals	Reef	Asbestos	C/D	Residue	Tires	Sludge	Direct LF	Fill	Furn./App	Garbage	Land/Cirg.	Pest/Paint	Special	Trailers	Mulch	Trash/Other	Vegetation	Total
October	22.07	0.00	0.00	15,146.52	4,993.00	93.72	10,092.40	3,149.94	5,831.49	11.20	71,163.60	0.00	36.38	0.00	0.00	0.00	11,743.73	16,595.87	138,879.92
November	28.55	0.00	0.00	5,113.60	5,867.90	84.46	9,676.56	2,251.98	5,123.08	2.99	75,873.35	0.00	40.59	0.00	0.00	0.00	10,859.41	13,999.06	129,721.53
December	33.36	0.00	0.00	3,240.23	5,306.28	107.11	11,160.94	192.61	6,018.69	16.89	76,832.49	0.00	42.13	0.03	0.00	2.63	10,320.47	11,459.49	124,733.35
January	33.93	0.00	0.86	4,704.49	3,977.69	86.28	11,134.46	252.28	5,075.60	5.70	77,441.11	0.00	45.33	2.64	0.00	0.00	10,362.05	11,672.58	124,795.00
February	35.19	0.00	1.22	3,570.81	4,040.80	93.63	5,932.84	338.49	4,989.42	2.76	75,189.94	0.00	41.78	0.00	0.00	0.00	10,337.03	12,638.26	117,212.17
March	27.54	0.00	0.00	4,389.72	3,972.43	76.41	9,870.92	175.81	5,110.84	8.08	79,333.12	0.00	36.81	0.00	0.00	0.00	11,334.83	15,818.72	130,155.23
April	25.25	0.00	0.00	4,973.02	3,950.49	62.39	8,039.50	205.91	5,155.03	2.57	76,634.03	0.00	32.49	7.00	0.00	0.00	11,116.99	15,888.07	125,892.74
May	25.13	0.00	0.00	3,551.83	3,001.58	67.11	8,488.77	332.03	7,171.49	4.17	80,901.94	0.00	42.23	0.00	0.00	0.00	13,912.56	19,281.65	136,780.49
June	20.45	0.00	0.00	3,203.84	1,924.49	58.50	8,323.75	184.62	5,417.85	18.04	76,555.60	0.00	34.15	0.00	0.00	0.00	13,107.06	21,052.18	129,900.53
July	23.53	0.00	0.15	5,139.28	2,806.00	59.99	8,459.86	206.89	5,330.78	7.17	75,316.29	0.00	66.30	0.35	0.00	0.00	13,065.03	20,836.66	131,318.28
August	23.53	0.00	0.80	13,487.97	3,414.72	60.89	10,694.69	191.37	82.86	78,749.48	0.00	114.12	1.31	0.00	0.00	0.00	13,993.00	23,551.78	149,715.70
September	21.06	0.00	0.00	8,079.44	4,601.93	64.06	9,811.12	171.82	5,312.65	6.64	70,202.30	0.00	77.34	1.28	0.00	0.00	13,306.36	22,896.44	134,552.44
Total	319.59	0.00	3.03	74,600.75	47,857.31	914.55	111,685.81	7,653.75	65,886.10	169.07	913,993.25	0.00	609.65	12.61	0.00	2.63	143,458.52	205,490.76	1,572,657.38
Average	26.63	0.00	0.25	6,216.73	3,988.11	76.21	9,307.15	637.81	5,490.51	14.09	76,166.10	0.00	50.80	1.05	0.00	0.22	11,954.88	17,124.23	131,054.78
Percent	0.02%	0.00%	0.00%	4.74%	3.04%	0.06%	7.10%	0.49%	4.1%	0.01%	58.12%	0.00%	0.04%	0.00%	0.00%	0.00%	9.12%	13.07%	100.00%

FY 12/13

Month	Animals	Reef	Asbestos	C/D	Residue	Tires	Sludge	Direct LF	Fill	Furn./App	Garbage	Land/Cirg.	Pest/Paint	Special	Trailers	Mulch	Trash/Other	Vegetation	Total
October	35.19	0.00	0.00	5,508.51	6,688.72	78.83	9,129.10	177.72	6,415.01	6.71	78,246.71	0.00	86.29	0.00	0.00	0.00	14,628.63	20,379.34	141,380.76
November	25.15	0.00	0.00	4,329.48	7,162.35	78.62	9,819.24	206.21	5,986.52	4.19	74,940.47	0.00	85.55	0.00	0.37	6.47	12,602.87	16,995.64	132,243.13
December	26.90	0.00	0.20	3,700.96	5,844.30	77.86	11,035.55	222.00	5,425.92	7.04	77,166.80	0.00	78.26	1.86	0.00	0.00	11,600.60	13,044.36	128,232.61
January	26.46	0.00	0.73	4,839.29	4,106.56	223.39	13,073.08	347.52	6,749.96	13.15	81,948.05	0.00	113.33	0.00	0.00	0.00	13,378.87	15,829.81	140,650.20
February	27.38	0.00	0.69	3,070.22	3,575.41	94.05	11,720.90	431.63	6,340.28	3.48	72,027.16	0.00	69.75	0.00	0.00	0.00	11,539.54	14,195.12	123,095.61
March	29.49	0.00	0.00	3,588.63	3,998.66	96.20	12,131.99	300.78	7,468.22	6.67	76,834.03	0.00	96.29	0.00	0.00	0.00	12,744.05	16,167.57	133,462.58
April	23.03	0.00	0.00	4,380.85	4,174.07	107.45	13,401.39	292.53	7,481.92	7.46	82,386.06	0.00	98.80	0.00	0.00	0.00	14,041.39	19,304.34	145,699.29
May	22.50	0.00	0.00	4,428.66	4,084.75	115.27	11,092.75	357.01	9,534.35	7.10	85,128.76	0.00	119.79	0.00	0.00	0.00	14,785.01	23,574.65	153,250.56
June	19.21	0.00	0.11	4,557.02	5,990.42	113.45	9,563.84	259.96	6,629.84	8.82	74,702.71	0.00	91.14	0.00	0.00	0.00	14,076.25	23,941.57	139,954.34
July	17.14	0.00	0.00	4,229.54	10,496.05	111.55	10,480.44	338.50	8,882.88	5.52	81,962.61	0.00	68.06	0.00	0.00	0.00	14,801.60	27,717.24	159,111.13
August	21.28	0.00	0.00	3,977.68	11,325.60	78.42	9,646.18	252.74	9,169.37	6.77	75,959.99	0.00	54.58	0.00	0.00	0.00	14,760.79	25,775.86	151,029.26
September	25.62	0.00	0.03	3,897.14	11,094.69	110.42	8,943.81	211.81	8,193.59	6.15	74,577.27	0.00	52.34	2.88	0.00	0.00	14,104.80	23,459.56	144,680.11
Total	299.35	0.00	1.76	50,507.98	78,541.58	1,285.51	130,038.27	3,398.41	88,277.84	83.06	935,880.62	0.00	1,014.18	4.74	0.37	6.47	163,064.40	240,385.06	1,692,789.60
Average	24.95	0.00	0.15	4,209.00	6,545.13	107.13	10,836.52	283.20	7,356.49	6.92	77,990.05	0.00	84.52	0.40	0.03	0.54	13,588.70	20,032.09	141,065.80
Percent	0.02%	0.00%	0.00%	2.98%	4.64%	0.08%	7.68%	0.20%	5.21%	0.00%	55.29%	0.00%	0.06%	0.00%	0.00%	0.00%	9.63%	14.20%	100.00%

FY 13/14

Month	Animals	Reef	Asbestos	C/D	Residue	Tires	Sludge	Direct LF	Fill	Furn./App	Garbage	Land/Cirg.	Pest/Paint	Special	Trailers	Mulch	Trash/Other	Vegetation	Total
October	28.85	0.00	0.00	4,583.03	16,200.68	111.77	9,460.21	207.28	10,557.23	3.97	75,443.00	0.00	72.65	0.00	0.00	0.00	13,811.49	23,475.36	153,955.52
November	32.65	0.00	0.00	4,190.95	13,145.96	87.83	10,722.55	265.60	9,175.18	6.96	75,574.02	0.00	79.39	0.00	0.00	0.00	12,401.89	19,008.95	144,691.93
December	33.41	0.00	0.22	4,426.48	14,133.74	73.58	11,687.73	515.82	7,621.58	5.42	84,224.00	0.00	47.01	0.00	0.00	0.00	12,524.90	16,622.70	151,916.59
January	36.04	0.00	0.00	4,295.12	14,283.69	170.39	12,700.88	314.07	5,448.43	5.26	85,788.77	0.00	67.22	0.00	0.00	0.00	12,745.41	18,356.24	154,211.52
February	33.12	0.00	0.00	4,072.18	13,088.48	133.34	12,567.68	354.40	5,744.63	6.92	76,219.90	0.00	56.86	0.00	0.00	0.00	12,588.47	16,418.34	141,284.64
March	32.90	0.00	0.00	4,638.83	11,231.46	93.82	14,108.70	232.59	5,269.67	3.81	82,162.62	0.00	58.59	0.00	0.00	0.00	13,617.15	18,904.63	150,354.77
April	31.41	0.00	0.00	5,207.57	12,888.31	64.25	13,692.57	225.16	5,890.96	6.79	81,900.38	0.00	57.49	0.00	0.00	0.00	13,308.18	20,444.57	153,807.64
May	30.40	0.00	0.00	4,925.54	12,263.88	62.57	13,898.20	182.75	7,123.98	6.32	80,068.18	0.00	81.65	0.00	0.00	0.00	14,624.89	22,441.66	155,710.02
June	23.40	0.00	0.00	5,716.16	14,335.13	75.32	10,928.44	203.41	6,946.40	5.91	78,010.67	0.00	66.06	0.36	0.00	0.00	13,876.92	24,034.80	154,222.98
July	26.48	0.00	0.00	5,372.68	13,510.52	83.69	10,378.50	229.80	7,593.00	4.78	82,768.50	0.00	73.85	2.00	0.00	0.00	14,951.77	26,199.99	161,195.56
August	22.01	0.00	0.00	5,302.54	12,369.11	56.21	11,058.23	260.46	7,183.14	6.81	76,857.35	0.00	51.49	0.00	0.00	0.00	14,100.30	23,856.59	150,924.24
September	25.22	0.00	0.00	4,908.73	9,188.99	118.37	11,199.85	189.61	7,676.63	9.68	78,974.89	0.00	72.27	10.50	0.00	0.00	13,915.46	25,011.73	151,301.93
Total	355.89	0.00	0.22	57,639.81	156,639.95	1,131.14	142,403.54	3,180.95	86,230.83	72.63	957,882.28	0.00	784.53	13.18	0.00	0.00	162,466.83	254,775.56	1,823,577.34
Average	29.66	0.00	0.02	4,803.32	13,053.33	94.26	11,866.96	265.08	7,185.90	6.05	79,823.52	0.00	65.38	1.10	0.00	0.00	13,538.90	21,231.30	151,964.78
Percent	0.02%	0.00%	0.00%	3.16%	8.59%	0.06%	7.81%	0.17%	4.73%	0.00%	52.53%	0.00%	0.04%	0.00%	0.00%	0.00%	8.91%	13.97%	100.00%

FY 14/15

Month	Animals	Broward	Asbestos	C/D	Residue	Tires	Sludge	Direct LF	Fill	Furn./App	Garbage	Land/Cirg.	Pest/Paint	Special	Trailers	Mulch	Trash/Other	Vegetation	Total
October	29.48	0.00	0.00	5,226.86	10,243.53	98.66	12,081.65	280.82	7,571.24	7.68	79,557.78	0.00	61.86	12.19	0.00	0.00	14,978.83	24,386.43	154,327.01
November	31.64	0.00	0.00	5,763.13	7,234.25	343.16	10,193.67	141.29	5,532.65	18.68	73,392.13	0.00	41.76	0.00	0.00	0.00	12,533.33	19,339.33	134,646.02
December	27.72	0.00	0.67	5,062.04	4,223.79	393.13	12,856.47	200.95	2,399.98	6.55	88,157.06	0.00	61.11	0.00	0.00	0.00	12,743.69	14,233.07	144,376.23
January	38.96	0.00	0.54	5,254.73	10,113.00	173.31	14,063.88	308.94	628.43	7.96	84,348.41	0.00	81.17	0.00	0.00	0.00	13,967.71	18,996.60	147,973.64
February	25.15	0.00	0.00	5,033.87	7,691.68	187.87	11,890.07	441.52	66.00	5.67	75,700.47	0.00	137.08	9.90	0.00	0.00	12,192.64	17,279.87	130,661.79
March	30.40	0.00	0.00	5,922.59	4,861.93	308.03	13,672.39	317.05	74.31	11.80	86,594.10	0.00	89.14	0.00	0.00	0.00	14,844.68	21,846.90	148,573.32
April	26.52	1,716.04	0.26	5,329.32	6,723.45	412.85	12,729.18	334.43	375.25	4.13	85,200.62	0.00	53.48	13.45	0.00	0.00	15,165.16	23,543.39	151,627.53
May	23.31	13,243.47	2.47	5,681.19	7,064.19	460.63	11,580.29	148.59	149.68	15.24	80,749.22	0.00	67.47	0.00	0.00	0.00	13,980.58	23,078.31	156,244.64
June	25.92	14,850.44	0.00	5,989.14	6,427.66	402.34	10,691.12	203.10	238.04	4.97	82,543.50	0.00	70.91	0.00	1.36	0.00	14,074.53	25,779.88	161,302.91
July	28.31	18,913.18	0.75	6,633.32	6,881.33	470.70	10,725.47	252.88	344.41	8.10	81,722.94	0.00	72.20	0.00	0.00	0.00	15,554.56	26,047.48	167,655.63
August	24.13	18,615.58	0.00	6,798.82	7,914.06	583.87	11,602.11	341.04	193.45	7.32	79,548.75	0.00	56.08	0.00	0.00	0.00	16,023.22	26,765.69	168,474.12
September	32.99	14,172.28	0.33	5,769.98	2,619.15	800.08	11,052.26	280.23	226.89	8.13	79,810.02	0.00	50.45	0.00	23.14	0.00	15,241.66	24,836.08	154,923.67
Total	344.53	81,510.99	5.02	68,504.99	81,998.02	4,614.63	143,128.56	3,250.84	17,860.33	106.23	977,125.00	0.00	842.71	35.54	24.50	0.00	171,300.59	270,133.03	1,820,785.51
Average	28.71	6,792.58	0.42	5,708.75	6,833.17	384.55	11,927.38	270.90	1,488.36	8.85	81,427.08	0.00	70.23	2.96	2.04	0.00	14,275.05	22,511.09	151,732.13
Percent	0.02%	4.48%	0.00%	3.76%	4.50%	0.25%	7.86%	0.18%	4.50%	0.01%	53.67%	0.00%	0.05%	0.00%	0.00%	0.00%	9.41%	14.84%	100.00%

FY 15/16

Month	Animals	Broward	Asbestos	C/D	Residue	Tires	Sludge	Direct LF	Fill	Furn./App	Garbage	Land/Cirg.	Pest/Paint	Special	Trailers	Mulch	Trash/Other	Vegetation	Total
October	22.36	6,836.95	0.49	6,680.61	113.17	763.19	11,742.95	281.20	146.60	9.73	79,540.24	0.00	63.26	0.00	17.38	0.00	15,413.22	27,251.27	148,882.62
November	40.83	11,778.74	0.00	5,687.66	275.43	578.33	10,843.59	240.03	191.13	10.44	80,803.02	0.00	58.80	0.00	0.00	0.00	13,200.19	21,537.07	145,245.26
December	42.68	17,310.96	0.00	5,372.19	2,893.86	801.01	12,432.92	464.83	60.49	5.09	93,088.45	0.00	68.83	0.00	0.00	0.00	14,973.59	21,798.49	169,313.39
January	41.95	19,515.01	0.00	5,963.10	9,338.62	1,028.42	12,530.05	432.71	482.46	9.33	87,795.42	0.00	72.94	0.00	0.00	0.00	14,878.20	20,656.21	172,544.42
February	35.15	22,158.42	0.00	6,399.84	11,151.42	906.30	13,147.47	687.53	97.40	14.31	85,872.43	0.00	64.99	0.00	5.34	0.00	15,470.93	22,786.52	178,798.05
March	35.24	26,018.09	0.21	7,016.40	10,159.53	1,843.29	15,421.82	414.55	227.10	9.46	90,320.68	0.00	72.57	0.00	0.00	0.00	16,594.94	24,980.00	193,113.88
April	28.54	1,802.17	0.22	6,544.62	11,482.30	1,342.83	13,307.38	634.92	387.94	12.21	84,891.79	0.00	74.09	0.00	0.00	0.00	16,908.52	25,166.88	162,584.41
May	22.10	11,302.67	1.48	8,305.63	11,929.27	2,267.88	10,935.23	538.97	271.29	16.61	86,878.65	0.00	66.27	0.00	5.84	0.00	16,936.13	26,718.18	176,196.30
June	25.92	9,555.21	0.00	8,227.79	3,412.82	882.78	10,181.83	411.16	0.00	10.36	84,694.95	0.00	70.95	0.00	6.38	0.00	18,227.73	29,277.87	164,985.75
July	19.95	13,632.09	0.23	7,610.84	57.75	1,770.54	8,868.80	370.03	310.69	7.00	79,165.56	0.00	61.80	0.00	0.00	0.00	16,184.99	26,292.49	154,352.76
August	22.90	15,229.60	0.00	8,602.34	1,243.30	1,047.84	9,835.16	434.50	281.43	14.61	86,814.12	0.00	66.86	0.47	0.00	0.00	17,491.21	29,794.76	170,879.10
September	22.06	14,962.76	2.20	9,052.60	0.00	769.54	8,200.67	509.32	457.99	7.44	81,688.80	0.00	63.34	0.00	0.00	0.00	16,703.14	28,247.12	160,686.98
Total	359.68	170,102.57	4.83	85,463.62	62,057.47	14,001.95	137,447.87	5,419.75	2,914.52	126.59	1,021,554.31	0.00	804.70	0.47	34.94	0.00	192,782.79	304,506.86	1,997,582.92
Average	29.97	14,175.21	0.40	7,121.97	5,171.46	1,166.83	11,453.99	451.65	242.88	10.55	85,129.53	0.00	67.06	0.04	2.91	0.00	16,065.23	25,375.57	166,465.24
Percent	0.02%	8.52%	0.00%	4.28%	3.11%	0.70%	6.88%	0.27%	0.15%	0.01%	51.14%	0.00%	0.04%	0.00%	0.00%	0.00%	9.65%	15.24%	100.00%

FY 16/17

Month	Animals	Broward	Asbestos	C/D	Residue	Tires	Sludge	Direct LF	Fill	Furn./App/Fe	Garbage	Land/Cirg.	Pest/Paint/NH	Special	Trailers	Mulch	Trash/Other	Vegetation	Total
October	25.84	12,986.09	1.35	8,194.28	0.00	714.51	8,591.51	777.98	0.00	11.81	83,797.97	0.00	78.20	1.21	0.00	0.00	17,067.52	33,918.19	166,166.46
November	31.45	13,310.86	2.18	7,857.00	0.27	574.15	9,984.27	585.76	331.23	8.06	83,325.54	0.00	73.18	0.00	0.00	0.00	15,623.78	25,830.29	157,538.02
December	26.72	21,450.15	0.88	7,201.36	0.12	584.90	13,338.92	684.10	271.10	10.25	88,989.08	0.00	52.81	0.00	4.86	0.00	15,355.07	21,386.42	169,356.74
January	33.56	21,675.78	0.00	7,901.05	0.00	966.57	11,740.84	912.16	286.91	9.00	89,227.80	0.00	80.02	0.00	0.00	0.00	15,528.34	23,157.54	171,519.57
February	23.12	19,788.02	0.88	7,149.95	0.00	592.73	12,063.02	741.24	138.52	9.46	80,036.67	0.00	176.42	0.00	0.00	0.00	14,783.53	21,305.57	156,809.13
March	24.40	13,382.14	0.18	8,519.05	0.80	811.59	13,176.72	635.88	185.80	12.52	90,379.23	0.00	80.88	0.00	0.00	0.00	17,579.64	25,309.11	170,087.94
April	27.53	6,830.33	2.38	8,403.72	0.00	746.59	12,280.60	1,137.93	250.91	12.01	82,319.27	0.00	77.13	0.76	0.00	0.00	15,009.83	23,530.38	159,629.37
May	24.45	9,705.56	0.35	8,964.43	0.00	761.35	13,390.12	574.16	408.07	7.87	90,616.28	0.00	81.45	0.00	5.77	0.00	17,257.96	28,341.68	170,139.50
June	29.51	13,138.95	0.54	9,703.32	0.00	878.21	11,464.80	1,137.89	161.50	11.05	88,717.50	0.00	106.97	0.00	0.00	0.00	17,167.97	30,589.28	173,107.49
July	22.53	16,222.03	0.56	9,328.41	0.00	939.72	10,767.68	1,790.00	217.60	8.77	82,486.77	0.00	83.38	0.00	216.00	0.00	15,985.70	27,842.51	165,695.66
August	37.93	14,314.32	0.00	9,187.36	0.00	921.13	10,264.33	590.01	163.58	13.86	86,138.15	0.00	84.35	0.00	0.00	0.00	18,049.26	30,638.36	170,402.64
September	23.59	13,275.60	4.64	8,070.19	0.00	1,081.36	8,963.70	602.78	0.00	13.00	89,957.81	0.00	82.54	0.00	0.00	0.00	14,214.37	34,164.22	170,453.80
Total	330.63	176,079.83	13.94	100,480.12	1.19	9,572.81	136,026.51	19,169.89	2,415.22	127.66	1,035,992.07	0.00	1,057.33	1.97	10.63	0.00	193,622.97	326,013.55	2,000,916.32
Average	27.55	14,673.32	1.16	8,373.34	0.10	797.73	11,335.54	1,597.49	201.27	10.64	86,332.67	0.00	88.11	0.16	0.89	0.00	16,135.25	27,167.80	166,743.03
Percent	0.02%	8.80%	0.00%	5.02%	0.00%	0.48%	6.80%	0.96%	0.12%	0.01%	51.78%	0.00%	0.05%	0.00%	0.00%	0.00%	9.68%	16.29%	100.00%

FY 17/18

Month	Animals	Broward	Asbestos	C/D	Residue	Tires	Sludge	Direct LF/LW	Fill	Furn./App/Fe	Garbage	Land/Cirg.	Pest/Paint/NH	Special	Trailers	Mulch	Trash/Other	Vegetation	Total
October	29.40	9,250.80	0.32	12,304.42	0.71	1,280.44	11,466.71	615.42	342.56	8.78	89,706.27	0.00	66.08				18,555.59	35,985.22	179,012.72
November	24.07	7,275.00	0.55	10,377.24	0.00	906.32	9,567.66	780.41	56.19	14.51	90,373.24	0.00	104.39	10.87	10.63		19,395.73	29,952.22	168,839.03
December	26.76	1,089.49	1.96	9,606.63	2.30	950.08	10,614.81	2,250.80	73.64	13.73	86,985.29	0.00	104.18				17,084.18	21,957.18	150,761.03
January	29.92	6,999.30	0.00	10,284.33		1,156.99	13,447.39	2,298.58	321.73	11.27	95,260.87	0.00	119.42				18,858.10	24,806.32	173,594.22
February	22.27	13,725.59	0.00	9,914.39	0.00	1,076.02	11,622.12	2,175.22	73.37	10.94	81,602.58	0.00	134.43		7.24		16,408.33	23,586.51	160,359.01
March	27.93	8,839.98	0.00	11,041.04	0.27	1,288.16	13,178.22	5,616.22	158.82	11.36	89,448.51	0.00	161.74				18,094.95	27,516.60	175,837.80
April	33.75	9,210.87	0.66	10,429.41	3.31	1,150.57	13,831.85	4,506.26	354.39	7.22	88,793.47	0.00	125.95			6.80	17,624.75	26,110.36	172,189.62
May	26.52	1,826.22		11,799.04		1,027.36	13,198.69	2,917.63	121.34	15.73	95,192.75	0.00	115.07	1.96	10.14		19,318.42	30,270.50	175,841.37
June	19.50	6,864.47	0.89	12,131.65		1,111.28	11,848.56	2,700.82	614.01	11.06	88,012.88	0.00	155.17				18,825.02	33,598.55	175,893.86
July	21.59	186.68		12,105.43		2,375.98	10,986.71	1,839.64	37.62	14.21	87,294.56	0.00	122.79	3.49			19,199.01	32,965.46	167,153.17
August	23.77	120.57	0.02	12,824.27	0.08	2,025.09	10,988.03	2,410.92	336.24	14.08	85,896.56	0.00	164.95				18,390.26	31,272.33	164,267.17
September	27.46	2,641.13	1.04	12,634.32		1,984.17	10,780.93	1,243.71	27.57	19.48	76,717.16	0.00	129.81		5.36		16,168.33	26,557.82	148,938.29
Total	312.94	68,030.10	5.44	135,452.17	6.67	16,332.46	141,521.68	29,355.63	2,517.48	152.37	1,055,084.14	0.00	1,503.98	21.68	34.81	0.00	217,922.67	343,979.07	2,012,233.29
Average	26.08	5,669.18	0.54	11,287.68	0.95	1,361.04	11,793.47	2,446.30	209.79	12.70	87,923.68	#DIV/0!	125.33	5.42	8.70	#DIV/0!	18,160.22	28,664.92	167,686.11
Percent	0.02%	3.38%	0.00%	6.73%	0.00%	0.81%	7.03%	1.46%	0.13%	0.01%	52.43%	0.00%	0.07%	0.00%	0.00%	0.00%	10.83%	17.09%	100.00%